

High-pressure In-line Pumps 60 Hz

Movitec VE

Movitec V

Movitec LHS

Fields of Application

Movitec VE are employed for general water supply, sprinkling, irrigation and pressure boosting duties, for warm water and cooling water recirculation. They are installed in domestic water supply systems, washing plants, water treatment and fire-fighting systems.

Movitec V(S) and **LHS** are employed for general water supply, sprinkling, irrigation and pressure boosting duties, for warm water, hot water and cooling water recirculation, and condensate transport. They are installed in boiler feed circuits, domestic water supply systems, washing plants, water treatment and filter systems. They are used for degreaser baths/alkaline cleaning baths, alkalines and oils/emulsions, as well as for fire-fighting, reverse osmosis and surface treatment applications.

Design

Multi-stage, vertical (horizontal installation on request) high-pressure centrifugal pumps, with suction and discharge nozzles of identical nominal diameters arranged opposite to each other (in-line design).

Materials

Standard variants:

VE, V: All hydraulic components are made of stainless steel AISI 304

VS, LHS: All hydraulic components are made of stainless steel AISI 316

Bearings

All V, VS and LHS pumps are supplied with tungsten carbide plain bearing at the hydraulic rotor.

Movitec VE is supplied without bearing at the hydraulic rotor.

Shaft Seal

Single-acting, uncooled mechanical seal in accordance with EN 12756.

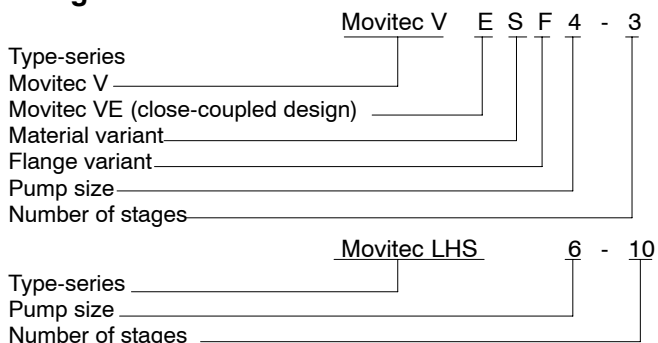
Drive

Electric motor, 50 Hz, air-cooled, 2- and 4-pole, standard KSB motor with main dimensions to IEC. Other motor makes subject to prior consultation with KSB.

Movitec V, VS, LHS with PTC resistors from 3 kW and up.

Variants: single-phase a.c. motor, frequency-controlled drives.

Designation



Material variants:

blank or S, see page 3

Flange variants/connections:

blank = oval flange

F = round flange

V = Victaulic coupling

E = thread (male)

Operating Data

Movitec VE

Capacities	Q	up to 9.7 m ³ /h, (2.7 l/s)
Heads	H	up to 57 m
Operating pressures	p _d	up to 10 bar ¹⁾
Operating temperatures	t	-15 °C to +60 °C

Movitec V(S)

Capacities	Q	up to 90 m ³ /h, (25 l/s)
Heads	H	up to 258 m
Operating pressures	p _d	up to 25 bar ¹⁾
Operating temperatures	t	-15 °C to +120 °C

Movitec LHS

Capacities	Q	up to 8.6 m ³ /h, (2.4 l/s)
Heads	H	up to 415 m
Operating pressures	p _d	up to 40 bar ¹⁾
Operating temperatures	t	-15 °C to +120 °C

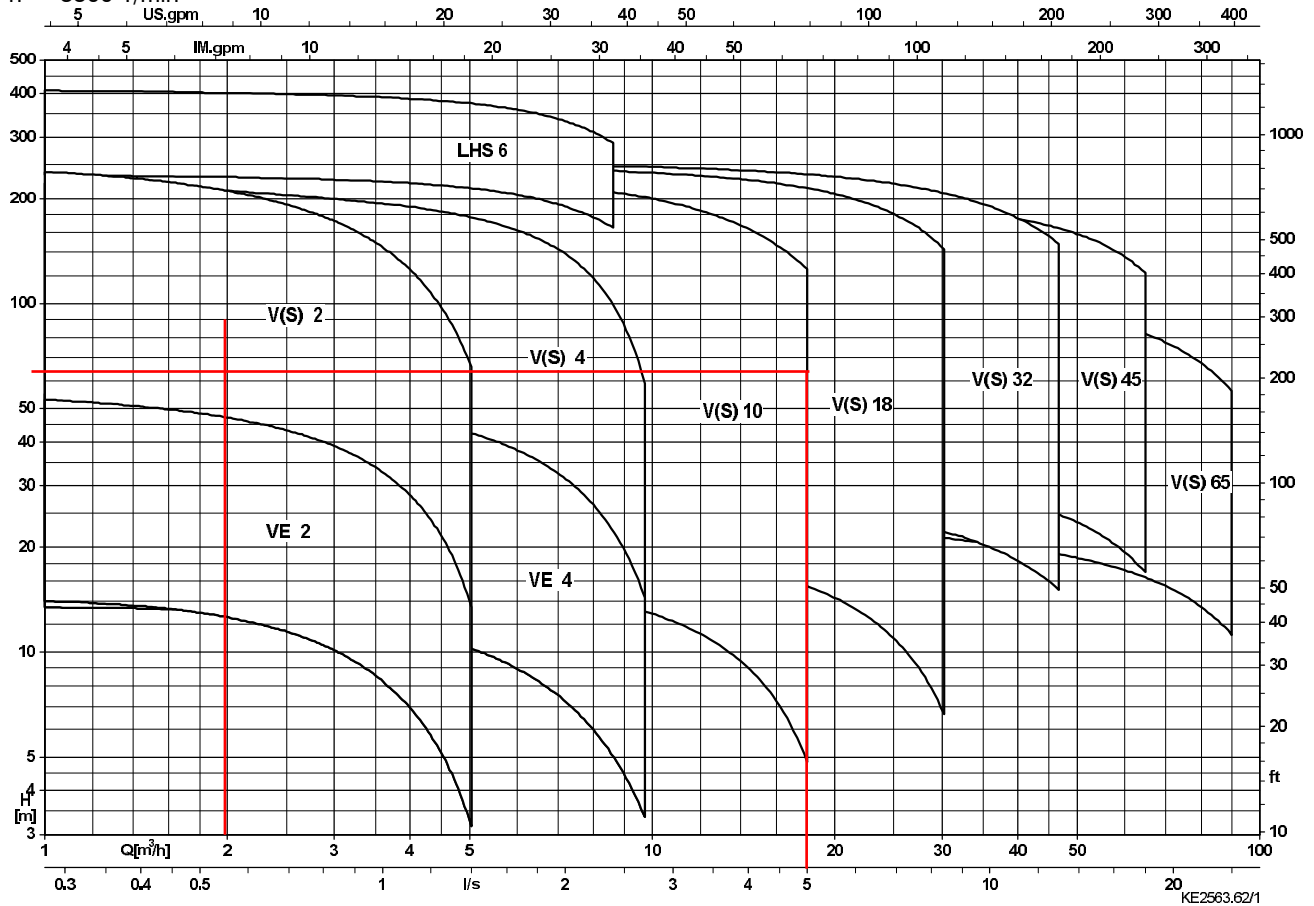
¹⁾ The sum of inlet pressure and head at zero flow point must not exceed the value stated.

Conformity Marks

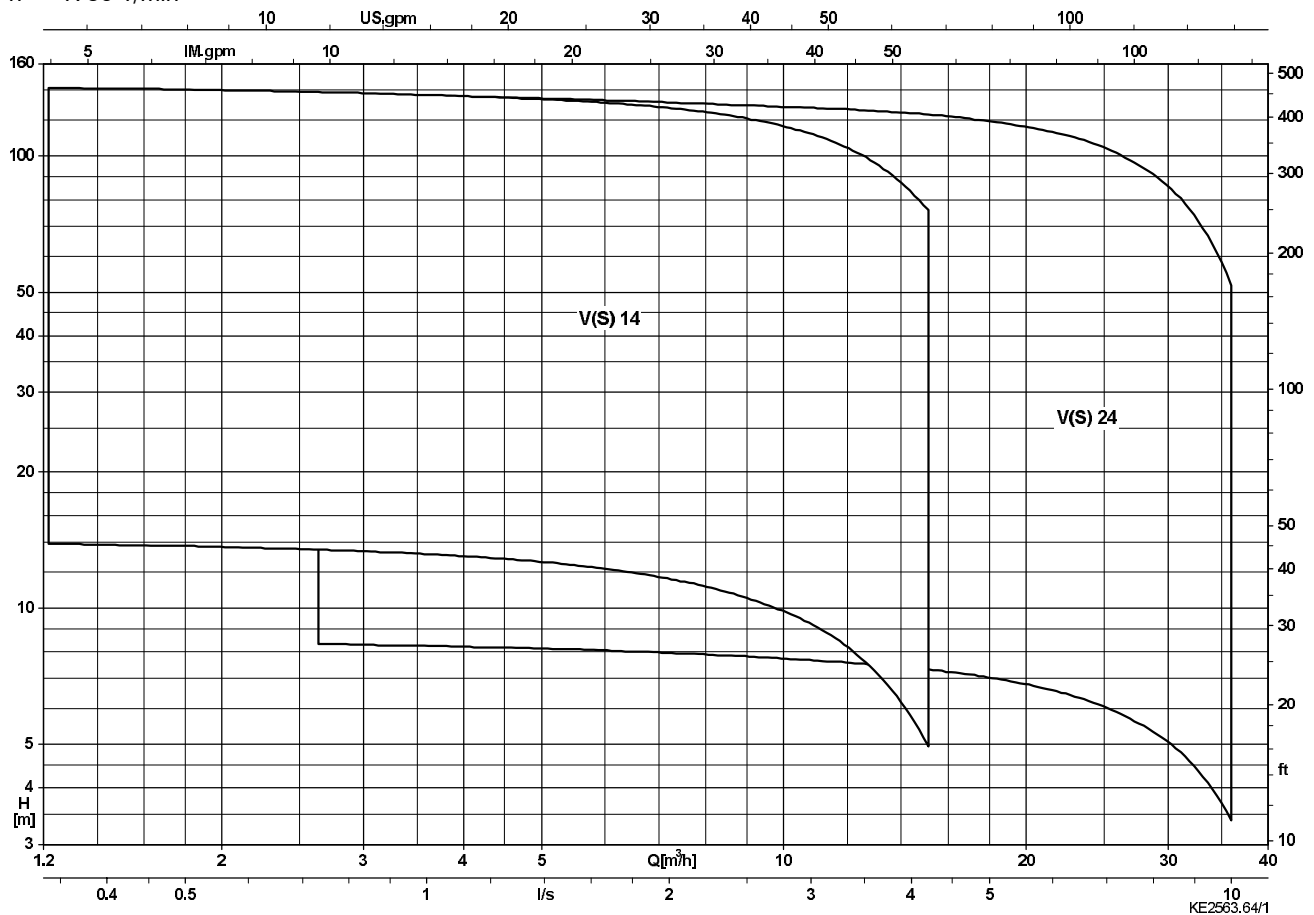
CE - ATEX group II, cat. 2 and 3

Selection Charts

$n \approx 3500$ 1/min



$n \approx 1750$ 1/min



Materials

Part No.	Description	Material			
		Movitec VE	Movitec V	Movitec VS	Movitec LHS
101	Pump casing	1.4308	1.4301	1.4401	1.4408
108	Stage casing	1.4301		1.4404	
160	Cover	1.4301		1.4404	
171	Diffuser	-	1.4301	1.4404	-
10-6	Pump shroud	1.4301		1.4404	
210	Shaft	1.4305		1.4401	
230	Impeller	1.4301		1.4404	
341	Motor stool	JL 1040			1.4408
412	O-ring	EPDM		VITON	
525	Spacer sleeve	1.4301		1.4404	
529	Bearing sleeve	-	Tungsten-carbide		
1)	Bearing	-	Ceramic		
890	Baseplate	JL 1040			-
905	Tie bolt	1.4057			
920	Nut	1.4301		1.4404	
932	Circlip	1.4571			

1) Rigidly connected to stage casing 108 or diffuser 171

Legend of materials

Description	Code and material no.	Standard	to ASTM
Cast iron	JL1040 / GJL-250	EN 1561	A48:40B
Nickel chrome steel	1.4301 / X5CrNi18-10	EN 10088	A276:304
Nickel chrome molybdenum steel	1.4404 / X2CrNiMo 17-12-2	EN 10088	A276:316L
Carbon nickel chromium molybdenum steel	1.4408 / GX5CrNiMo19-11-2	EN 10213	A743CF8M
Nickel chrome molybdenum steel	1.4571 / X6CrNiMoTi17-12-2	EN 10088	A276:316
Nickel chrome steel	1.4057+QT800 / X17CrNi16-2-QT800	EN 10088-3	A276:431
	1.4305 / X8CrNiS 18-9	EN 10088	A276:303
	1.4401 / X5CrNiMo 17-12-2	EN 10088	A276:316
	1.4308 / GX5CrNi 19-10	EN 10283	A743:CF8

Please note: The indication of the material designations to ASTM / AISI is not binding.

Material Codes

Mechanical seal	Description	Code letter to EN 12756	Material
	Spring-loaded ring	Q1 U3	Silicon carbide (sintered pressure less) Tungsten carbide (CrNiMo-binder)
	Seat ring	B U3	Resin-impregnated carbon graphite Tungsten carbide (CrNiMo-binder)
	Elastomer	E V X4	EPDM (Ethylene Propylene rubber) Fluorcarbon rubber (Viton) HNBR
	Spring	G	CrNiMo steel
	Other metal parts	G	CrNiMo steel
	Code number		
	13	Q1BEGG	Silicon carbide/Carbon/EPDM
	14	Q1BVGG	Silicon carbide/Carbon/Viton
	15	U3U3X4GG	Tungsten carbide/Tungsten carbide/HNBR
	16	U3U3VGG	Tungsten carbide/Tungsten carbide/Viton
	17	U3BVGG	Tungsten carbide/Carbon/Viton (40 bar seal; only for Movitec LHS)

Pressure and Temperature Limits

Temperature of medium pumped t ³⁾	Flange variant / Connection	Material variant	Max. operating pressure p _s ¹⁾	Code number Mechanical seal	
				standard	optional
- 15 °C to + 60 °C	VE = thread	Movitec VE	up to 10 bar	13	-
- 15 °C to + 120 °C	V = oval flange	Movitec V	up to 16 bar	13	14, 15, 16
		Movitec VS	up to 16 bar	14	13, 15, 16
- 15 °C to + 120 °C	VF = round flange ²⁾	Movitec VF	16 up to 25 bar	13	14, 15, 16
		Movitec VSF	16 up to 25 bar	14	13, 15, 16
- 15 °C to + 120 °C	VSV = Victaulic coupling	Movitec VV	up to 25 bar	13	14, 15, 16
		Movitec VSV	up to 25 bar	14	13, 15, 16
- 15 °C to + 120 °C	LHS = round flange ²⁾	Movitec LHS	up to 40 bar	17	-

¹⁾ The sum of inlet pressure and head at zero flow point must not exceed the value stated.

²⁾ Drilled to EN 1092-2 PN 25 (optional ASME B 16.1 Class 250 or JIS B2238 16K)

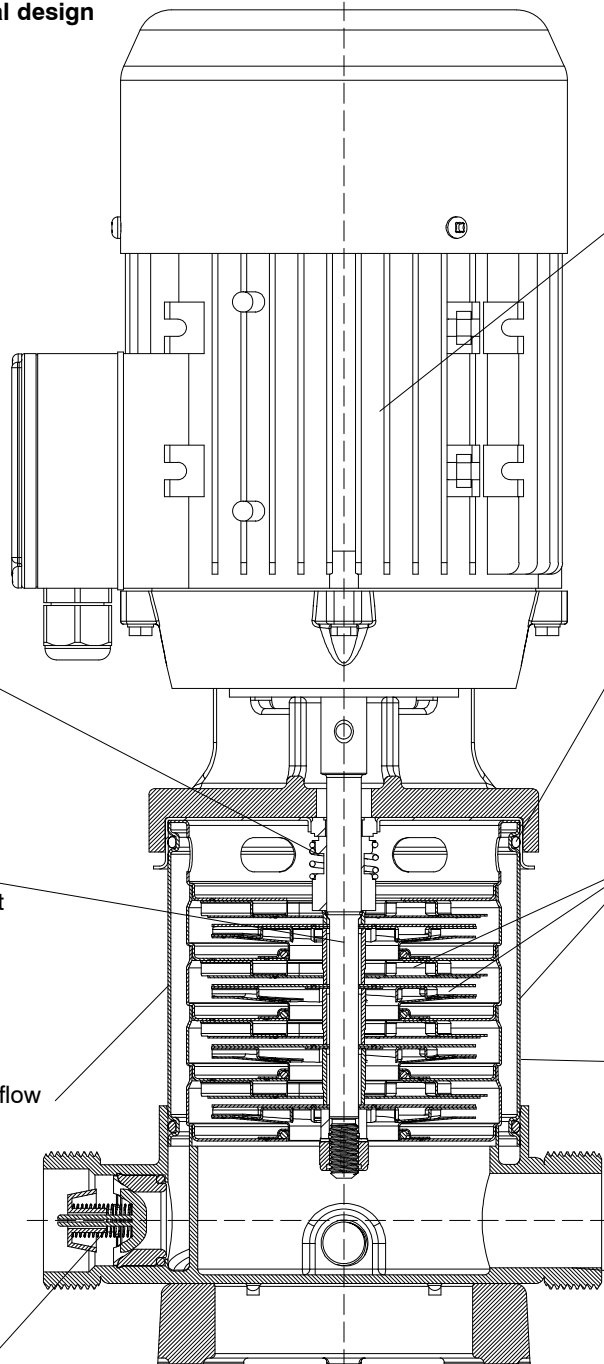
³⁾ Subject to application limits (see List of Media Handled)

Design Features Movitec VE

Universal pump up to 10 bar

- -15 °C to 60 °C

Space-saving vertical design



Easy-to service, robust motor

- multi-range voltage / frequency
- type of enclosure IP 55
- insulation class F

Leak-free and resistant to thermal shocks

- thanks to pump shroud
- due to confined O-rings

Reliable, easy-to-service shaft seal

- standardized mechanical seal to EN 12756

Special shaft of high-alloy steel with two flat faces for strong shaft/impeller construction

Corrosion-resistant:

- hydraulic parts and pump shroud of high-alloy stainless steel

Low noise, since the flow noise is dampened by water-filled shroud

High operating reliability

ensured by torsion-proof pump shroud

- no partition lines on the outside
- only 2 seal elements

Integrated non-return valve

Simple installation and piping layout thanks to in-line design with thread

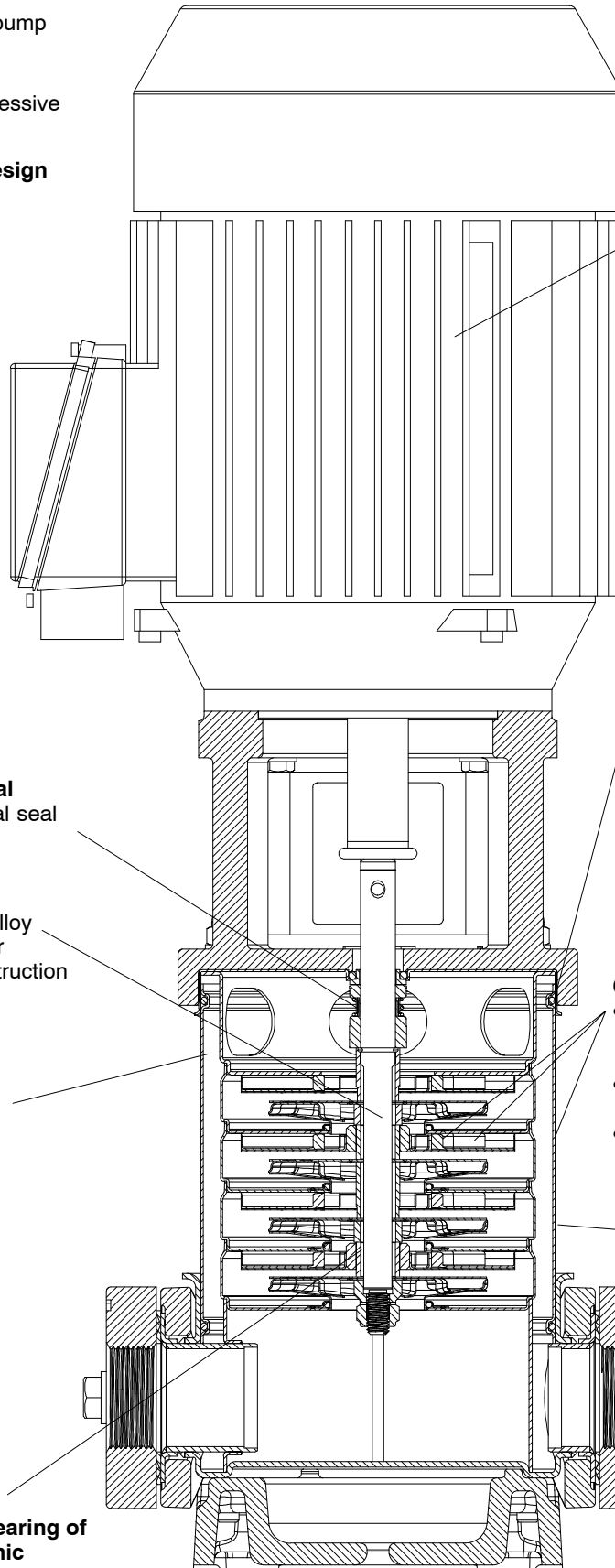
- insusceptible to outside nozzle forces and moments

Design Features Movitec V(S)

Universal high-pressure pump
up to 25 bar

- -15 °C to 120 °C
- also for chemically aggressive media

Space-saving vertical design



Easy-to service, robust three-phase motor

- multi-range voltage / frequency
- type of enclosure IP 55
- insulation class F
- with PTC resistor

Leak-free and resistant to thermal shocks

- thanks to pump shroud
- due to confined O-rings

Reliable, easy-to-service shaft seal

- standardized mechanical seal to EN 12756

Easy-to-fit shaft of high-alloy steel with two flat faces for strong shaft/impeller construction

Low noise, since the flow noise is dampened by water-filled shroud

Corrosion-resistant:

- hydraulic parts and pump shroud of high-alloy stainless steel
- variant Movitec V features a pump of CrNi steelplate
- variant Movitec VS features a pump of CrNiMo steelplate

High operating reliability

- ensured by torsion-proof pump shroud
- no partition lines on the outside
 - only 2 seal elements

Highly wear-resistant and maintenance-free **plain bearing of tungsten carbide / ceramic**

- lubricated by the medium
- self-cleaning by forced flushing

Simple installation and piping layout

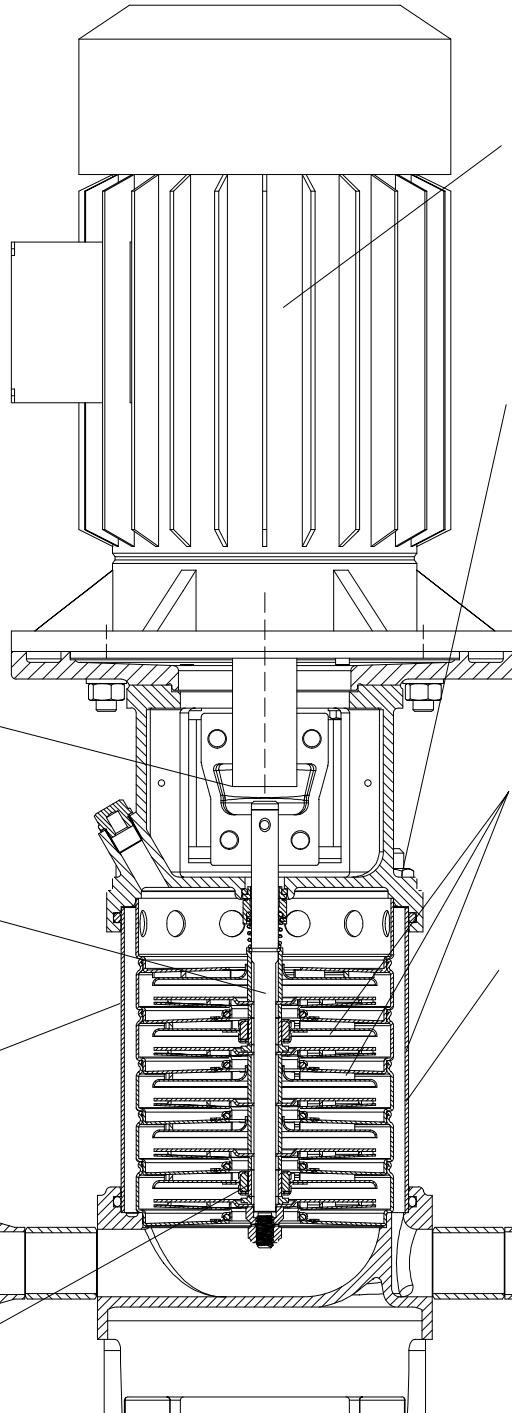
- thanks to in-line design
- insusceptible to outside nozzle forces and moments

Design Features Movitec LHS

Universal high-pressure pump
up to 40 bar

- -15 °C to 120 °C
- also for chemically aggressive media

Space-saving vertical design



Easy-to service, robust three-phase motor

- multi-range voltage / frequency
- type of enclosure IP 55
- insulation class F
- with PTC resistor

Leak-free and resistant to thermal shocks

- thanks to pump shroud
- due to confined O-rings

Reliable, easy-to-service shaft seal

- standardized mechanical seal to EN 12756

Corrosion-resistant:

- hydraulic parts and pump shroud of high-alloy stainless CrNiMo steelplate

Easy-to-fit shaft of high-alloy steel with two flat faces for strong shaft/impeller construction

High operating reliability ensured by torsion-proof pump shroud

- no partition lines on the outside
- only 2 seal elements

Low noise, since the flow noise is dampened by water-filled shroud

Highly wear-resistant and maintenance-free **plain bearing of tungsten carbide / ceramic** lubricated by the medium

- self-cleaning by forced flushing

Simple installation and piping layout thanks to in-line design

- insusceptible to outside nozzle forces and moments

Casing

Pump casing with suction and discharge nozzles of identical nominal diameters arranged opposite to each other (in-line design).

Movitec VE and **V(S)**: stainless steel pump casing and baseplate made of cast iron with powder coating.

Movitec LHS: stainless steel pump casing.

Shaft Seal

The shaft seal is an uncooled, maintenance-free mechanical seal to EN 12756.

Drive

Standard for V(S) and LHS:

- Electric motor, 50 Hz, air-cooled, 2- and 4-pole, standard KSB motor with main dimensions to IEC. Other motor makes subject to prior consultation with KSB, up to 2.2 kW 220-240 V/380-420 V, 3 kW and above 380-420 V/660-725 V, type of enclosure IP 55, insulation class F, up to 4 kW design V18, 5.5 kW and above design V1, all motors with PTC resistor from 3 kW and up.

Approved variants:

- Explosion-proof motor II 2 G Eexd/Eexe T3/T4, design V1/V18, make acc. to our choice.
- Motor for 500 V mains voltage, design V1/V18, make acc. to our choice.
- Motor make acc. to customer's choice (upon request).

Standard for VE:

- Electric motor, 50 Hz, air-cooled, 2- and 4-pole, standard KSB motor with main dimensions to IEC up to 2.2 kW 220-240 V/380-420 V, type of enclosure IP 55, insulation class F. Motors with extended shaft.

Direction of rotation:

Clockwise, seen from the drive side (see arrow indicating direction of rotation on the motor stool).

Coupling (not on Movitec VE):

- All pump sizes: rigid coupling
- The couplings are in accordance with the EC Machinery Safety Directive.

Installation

Vertical installation (horizontal installation on request)

Coating

Movitec VE and **V(S)**: Cast iron motor stool and baseplate with powder coating.

Movitec V(S): Cast iron slide flanges protected by sheradising process.

All pumps: Stainless steel parts without any additional protective coating.

Tests

Standard:

Pressure test according to EN 809.

Leak test with water.

Approved variant (upon request):

Hydraulic test evidenced by test report. This test is always carried out using the original motor.

The NPSH or the suction head are not measured.

Materials testing

Certificate of Compliance with the Order (corresponds to EN 10204)

In the certificate of compliance with the order the manufacturing or processing works confirms by way of an informal report without specifying test results that the delivery complies with the stipulations of the purchase order (certificate to 2.2 and 3.1 available upon request).

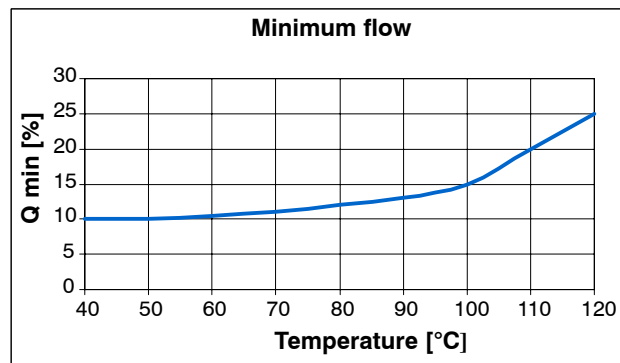
Characteristic Curves ²⁾

The characteristic curves are based on the following principles:

- Tolerances to ISO 9906, Class 2 / Annex A.
- The motors used for the measurements are standard KSB motors ¹⁾.
- The characteristic curves were obtained with deaerated water at a temperature of 20 °C and a density of 1.0 kg/dm³ ¹⁾.
- The characteristic curves are valid for a kinematic viscosity of 1 mm²/s (1 cst) ¹⁾.
- A minimum permissible flow must be maintained to prevent the pump from overheating (see graph).

Movitec V	Q _{min} in m ³ /h
2	0.3
4	0.6
10	1.2
14	1.0
18	2.4
24	2.2
32	4.0
45	4.6
65	6.1
LHS 6	0.8

The following curve shows the minimum flow, corresponding to a percentage of the optimum flow Q_{opt}, as a function of the temperature of the medium pumped (flow rate at best efficiency point).



- Maximum pressure at the discharge nozzle:
 - 10 bar – head at zero flow point with thread flange (VE).
 - 16 bar – head at zero flow point with oval flange (V).
 - 25 bar – head at zero flow point with round flange (VF) and Victaulic coupling (VSV).
 - 40 bar – head at zero flow point with round flange (LHS)

- **NPSH**

The NPSH values of the individual characteristic curves are minimum values corresponding to the cavitation limit; they refer to deaerated water.

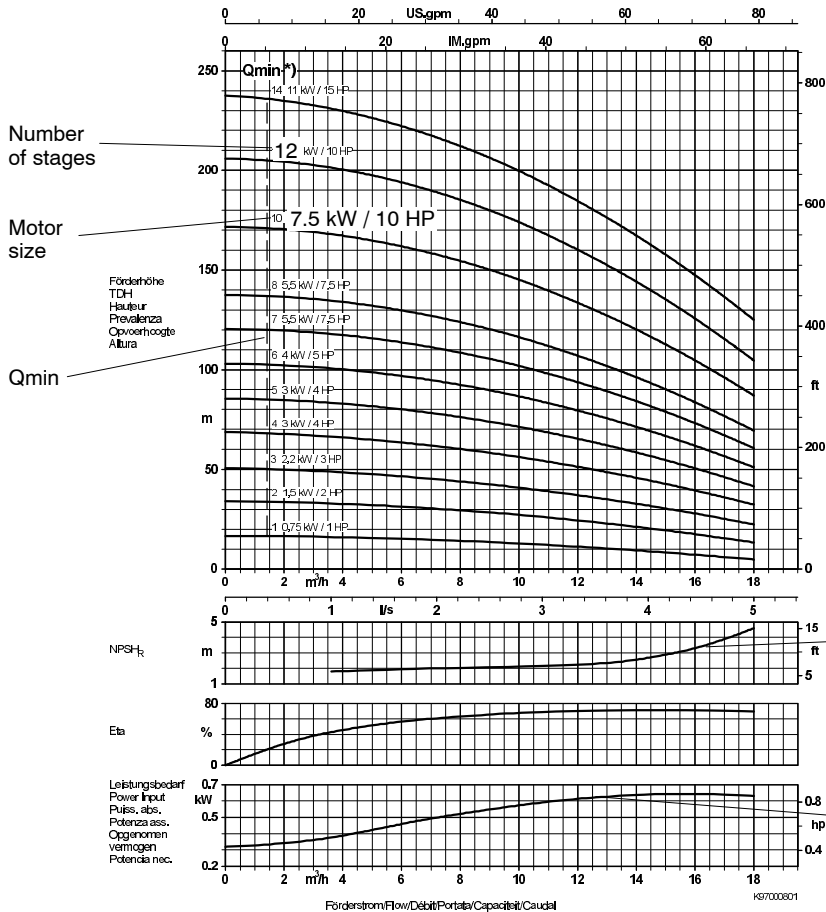
A safety allowance of at least 0.5 m must be added when selecting the pump to compensate for measuring inaccuracies and minor manufacturing deviations. The NPSH curve reflects mean values.

¹⁾ In case of different parameters, the performance data must be corrected accordingly.

²⁾ See example on the following page.

Example

Baureihe-Größe Type-Size Modelle	Tipo Serie Tipo	Nennrotationszahl Nom. speed Vitesse nom.	Velocità di rotazione nom. Nominal rotational Revoluciones nom.	Lauftrahde Impeller Dia. Diamètre de roue	ø Girante ø Waikler ø Rodete	
Movitec V (S) 10		≈3500 1/min		100 mm		
Projekt Project Projet	Progetto Project Proyecto	Angebots-Nr. Project No. No. de offre	Offerte-Nr. Offerter. Offerta No.	Pos.-Nr. Item No. No. de pos.	Pos.-Nr. Posizion. Pos.-Nr.	KSB Aktiengesellschaft 67225 Frankenthal Johann-Klein-Straße 9 67227 Frankenthal



NPSH required. A safety allowance of 0.5 m must be added to the NPSH value of the characteristic curve when selecting the system.

Power input per stage at a density of $\rho = 1 \text{ kg/dm}^3$

Combination of Hydraulics Movitec VE 2, 4

01	108.01 Stage casing					
02	108.02 Stage casing with ceramic bearing					
03	108.03 Stage casing without vanes					
04	108.04 Stage casing bottom					
05	108.05 Stage casing upper					
06	108.06 Stage casing upper without vanes					
	Impeller location					
no. of stages						
7						05
6					05	01
5				05	01	01
4			05	01	01	01
3	06	05	01	01	01	01
2	03	01	01	01	01	01
1	04	04	04	04	04	04
Movitec VE 2	1	2	3	4	5	6
Movitec VE 4	1	2	3	4	5	6

Combination of Hydraulics
Movitec V 2, 4, 10, 14

01	108.01 Stage casing
02	108.02 Stage casing with ceramic bearing
03	108.03 Stage casing without vanes
04	108.04 Stage casing bottom
05	108.05 Stage casing upper
06	108.06 Stage casing upper without vanes
	Impeller location

no. of casings

26																				05
25																				01
24																		05	01	
23																		01	02	
22																		01	01	
21																	05	02	01	
20																	02	01	01	
19																05	01	01	01	
18																01	01	01	01	
17																05	01	01	01	
16																05	01	01	01	
15																05	01	01	01	
14																05	01	01	01	
13																05	01	01	01	02
12																05	01	01	01	02
11																05	01	01	01	02
10																05	01	01	01	02
9																05	01	02	02	01
8																05	01	01	01	01
7																05	01	01	01	01
6																05	01	01	01	01
5																05	01	01	01	01
4																05	01	01	01	01
3		06	05	01	01	01	01	02	02	02	01	01	01	01	01	01	01	01	01	01
2		02	02	02	02	02	02	01	01	01	02	02	02	02	02	02	02	02	02	02
1		04	04	04	04	04	04	04	04	04	04	04	04	04	04	04	04	04	04	04

Movitec V 2-	1	2	3	4	5	6	7	8	9	10	11		13		15	16	18	20	23	25
Movitec V 4-	1	2	3	4	5	6	7	8	9	10	11		13		15	16	18	20	23	25
Movitec V 10-	1	2	3	4	5	6	7	8	9	10		12	14		16	18	20			
Movitec V 14-		2		4		6		8		10		12	14		16	18	20			

**Combination of Hydraulics
Movitec V 18**

01	108.01 Stage casing
02	108.02 Stage casing with ceramic bearing
04	108.04 Stage casing bottom
05	108.05 Stage casing Upper
06	108.06 Stage casing Upper without vanes
	Impeller location

no. of casings

17															05
16															02
15												05		01	
14													02		01
13												05	01		01
12													02	01	02
11												05	01	01	01
10												05	02	01	01
9												05	02	01	01
8												05	02	01	01
7												05	02	01	01
6												05	02	01	01
5												05	01	01	01
4												05	01	01	01
3												06	05	01	01
2												02	02	02	02
1												04	04	04	04

Movitec V 18- 1 2 3 4 5 6 7 8 9 10 12 14 16

Movitec VF 24, 32, 45

01	171.01 Diffuser
02	171.02 Diffuser with ceramic bearing
03	171.03 Diffuser Upper
04	108.04 Stage casing bottom
	Impeller location

no. of diffusers

17															03
16															02
15															01
14															01
13														03	01
12														03	02
11														03	02
10														03	02
9														03	02
8														03	02
7														03	02
6														03	02
5														03	02
4														03	02
3														03	02
2														02	02
1														04	04

Movitec VF 24- 1 2 3 4 5 6 7 8 9 10 11 12 16
 Movitec VF 32- 1 2 3 4 5 6 7 8 9 10 11 12
 Movitec VF 45- 1 2 3 4 5 6 7 8 9 10

Combination of Hydraulics Movitec VF 65

01	171.01 Diffuser								
02	171.02 Diffuser with ceramic bearing								
550	550 Disc Bottom								
	Impeller location								

no. of diffusers									
10									01
9								01	02
8							01	02	01
7						01	02	01	02
6					01	02	01	02	01
5				01	02	01	02	01	02
4			01	02	01	02	01	02	01
3		01	02	01	01	01	01	01	01
2	02	02	01	02	01	02	02	02	02
1	550	550	550	550	550	550	550	550	550

Movitec VF 65-	1	2	3	4	5	6	7	8	9
----------------	---	---	---	---	---	---	---	---	---

Movitec LHS 6

01	108.01 Stage casing					
02	108.02 Stage casing with ceramic bearing					
04	108.04 Stage casing bottom					
05	108.05 Stage casing Upper					
	Impeller location					

no. of casings						
21						05
20						02
19					05	01
18					02	01
17				05	01	01
16				02	01	01
15			05	01	01	01
14			02	01	01	02
13		05	01	01	01	01
12		02	01	01	01	01
11	05	01	01	01	01	01
10	02	01	01	01	02	01
9	01	01	01	02	01	01
8	01	01	02	01	01	02
7	01	02	01	01	01	01
6	01	01	01	01	01	01
5	01	01	01	01	01	01
4	01	01	01	01	01	01
3	01	01	01	01	01	01
2	02	02	02	02	02	02
1	04	04	04	04	04	04

Movitec LHS 6-	10	12	14	16	18	20
----------------	----	----	----	----	----	----

Recommended Spare Parts Stock for 2 Years' Continuous Operation

Number of pumps of identical size (including stand-by pumps) ->		2	3	4	5	6 and 7	8 and 9	10 and more
Part No.	Description	Quantity of spare parts						%
10-5	Stage casing compl. with bearing Kit Stage casing with bearing (108.02) + bearing sleeve (529) + impeller (230) + spacer sleeve, short (525.01)	1 set			2 sets		3 sets	30
433	1 Mechanical seal 433 2 O-rings 412.01 2 Gasket (Oval) 400 (only for pumps with V flange variant) 1 O-ring 412.05 (only for cartridge seal) 1 O-ring 412.06 (only for cartridge seal)	1 set			2 sets		3 sets	30

List of Media Handled

The data refer to the materials' chemical resistance. Relevant regulations / standards for pump applications have to be complied with.

The actual operating conditions must always be checked (concentration, temperature, solids content).

The penetration of air into the system must be avoided by all means.

If the operating conditions differ from the data given (e.g. mixed products) or if the media are not included in the table below, please contact KSB.

Basic data:

- Temperature ranges:
 - The reference temperature is 20 °C.
 - In the case of temperatures ≤ 0 °C, please contact KSB.
 - If the temperature exceeds > 50 °C, check and observe the fluid's vapour pressure.
 - Max. temperature = 120 °C, unless indicated otherwise.
- Max. concentration = 100 %, unless indicated otherwise.
- Mechanical seal of silicon carbide / carbon (Q1B): not suitable for media containing solids; this rule also covers particles developing as a result of salt crystallization at low fluid temperatures.
- Mechanical seal of tungsten carbide / tungsten carbide (U3U3): solids content max. 20 ppm (depending of particle size), with the exception of corrosive media. Media with a higher abrasive solids content are as a rule not permitted. (ppm = 1 mg/kg).
- Please note: High temperatures will increase corrosion (reference temperature = 20 °C).
- Under unfavorable conditions (increased temperature, deposits, long periods of standstill) chloride contents of more than 300 mg/l may result in local corrosion.

Medium handled (see special conditions given at the end of the table)	Content max. %	Temperature max. in °C	Mechanical seal variant				
			13	14	15	16	17
Alcaline (bottle rinsing) (pH $\leq 9,5$)	10	80	-	-	V ¹⁾	-	-
Alcaline (metal degreasing) (pH $\leq 9,5$)	10	80	-	-	V ¹⁾	-	-
Alcohol (ethanol)		60	V/VE	-	-	-	-
Alum	3	80	-	VS	-	-	LHS
Aluminium sulphate	5	60	-	-	-	V ¹⁾	-
Ammonium chloride (salmiac)	25	30	VS	-	-	-	-
Ammonium sulphate	20	60	V ^{1)/VE¹⁾}	-	-	-	-
Antifreeze (glycol base), salt-free	min. 20		V/VE	-	-	-	LHS
Antifreeze (halogen-free) ⁴⁾			V/VE	-	-	-	-
Bicarbonate of ammonia	10	40	V ^{1)/VE¹⁾}	-	-	-	-
Buttermilk		80	V ^{1)/VE¹⁾}	-	-	-	LHS
Butyl alcohol (butanol)		60	V/VE	-	-	-	-
Calcium acetate	10	60	VS	-	-	-	-
Calcium nitrate (non-acidic)	10	60	-	-	-	V ¹⁾	-
Cider		40	V ^{1)/VE¹⁾}	-	-	-	LHS
Citric acid	25	30	-	V ¹⁾	-	-	-
Copper sulphate	10	80	-	-	V ¹⁾	-	-
Crude oil condensate ⁴⁾			-	V ¹⁾	-	-	LHS
Crude oil ⁴⁾		80	-	V ¹⁾	-	-	LHS
Deionised water (demineralised)			V ^{1)/VE¹⁾}	-	-	-	-
Diesel oil (light, extra-light)		80	-	V	-	-	LHS
Ethanol (alcohol)		60	V/VE	-	-	-	-
Ethylene glycol/diethylene glycol (salt-free)		100	V/VE	-	-	-	LHS
Ferric sulphate (II)	10	80	-	-	-	V	-
Fruit juices pH neutral (6.5)		60	-	V	-	-	LHS
Fuel oil (light) (without antifreeze for -20 °C and below)		80	-	V	-	-	LHS
Glycerin	40		V/VE	-	-	-	LHS
Glycol (salt-free) (see Ethylene glycol)		100	V/VE	-	-	-	LHS
Hexan		40	-	V	-	-	LHS
Isopropyl alcohol (2-propanol)		80	V/VE	-	-	-	-
Kerosene		100	-	V	-	-	LHS
Lactic acid	40	60	-	V ¹⁾	-	-	LHS
Liqueur		60	-	V	-	-	LHS
Magnesium sulphate	10	80	-	V	-	-	LHS
Maleic acid	10	60	-	VS	-	-	-
Miscellaneous ⁴⁾		60	-	V ¹⁾	-	-	LHS

Medium handled (see special conditions given at the end of the table)	Content max. %	Temperature max. in °C	Mechanical seal variant				
			13	14	15	16	17
Oil/water mixtures (without solids)			-	V	-	-	LHS
Oils (without abrasive solids):							
Corn oil		100	-	V ¹⁾³⁾	-	-	LHS
Cutting oil ⁴⁾		100	-	-	-	V ³⁾	-
Hydraulic oil ⁴⁾		80	-	V ³⁾	-	-	LHS
Linseed oil		60	-	V ³⁾	-	-	LHS
Linseed oil + 3 % H ₂ SO ₄		60	-	VS	-	-	-
Lubricating oil ⁴⁾		100	-	V ³⁾	-	-	LHS
Mineral oil ⁴⁾		80	-	V ³⁾	-	-	LHS
Peanut oil			-	V ³⁾	-	-	LHS
Rapeseed oil		100	-	V ³⁾	-	-	LHS
Salad oil ⁴⁾		100	-	V ³⁾	-	-	LHS
Silicon fluid ⁴⁾		60	-	V ³⁾	-	-	LHS
Soybean oil		100	-	V ¹⁾³⁾	-	-	LHS
Turpentine oil ⁴⁾		60	-	V ³⁾	-	-	LHS
Turbine oil (no SDF oils) ⁴⁾		100	-	V ³⁾	-	-	LHS
Vegetable oils (free from H ₂ SO ₄) ⁴⁾			-	V ³⁾	-	-	LHS
Paraffin(s) ⁴⁾			-	V	-	-	LHS
Petroleum (without solids)		80	-	V	-	-	LHS
Phosphoric acid	5	20	-	V	-	-	-
Polyethylene glycol ⁴⁾		80	V/VE	-	-	-	LHS
Polyglycols ⁴⁾		80	-	V	-	-	LHS
Potassium bicarbonate	10	60	-	-	V ¹⁾	-	-
Potassium carbonate	25	60	-	-	V ¹⁾	-	-
Potassium hydroxide	5	60	-	-	V ¹⁾	-	-
Potassium nitrate	10	30	-	-	V ¹⁾	-	-
Potassium sulphate	3	20	-	VS	-	-	LHS
Propyl alcohol (see isopropyl alcohol)		80	-	-	-	-	-
Soda lye (see sodium hydroxide)			-	-	-	-	-
Sodium carbonate	6	60	V ^{1)/VE¹⁾}	-	-	-	-
Sodium hydroxide (soda lye)	10	60	-	-	V ¹⁾	-	-
Sodium nitrate (non-acidic)	10	60	V ^{1)/VE¹⁾}	-	-	-	-
Sodium sulphate (non-acidic)	5	60	V ^{1)/VE¹⁾}	-	-	-	-
Spirits		60	V/VE	-	-	-	-
Sulphuric acid	5	30	-	VS ³⁾	-	-	-
Tannic acid	20	80	-	V ¹⁾	-	-	LHS
Tartaric acid	8	60	-	V ¹⁾	-	-	LHS
Trisodium phosphate	4	80	-	-	V ¹⁾	-	-
Turpentine (oil) (see oil; turpentine) ⁴⁾		60	-	V	-	-	LHS
Vinegar (wine vinegar)	10	60	VS	-	-	-	-

Medium handled (see special conditions given at the end of the table)	Content max. %	Temperature max. in °C	Mechanical seal variant						
			13	14	15	16	17		
Water/glycol mixture (salt-free with inhibitors)	min. 20		V/VE	-	-	-	-		
Water: condensate			VS ²⁾	-	-	-	-		
cooling water			-	-	-	V ¹⁾	-		
decarbonised water			-	-	V ¹⁾	-	-		
deionised water			V ¹⁾ /VE ¹⁾	-	-	-	-		
distilled water			V ¹⁾ /VE ¹⁾	-	-	-	-		
drinking water			V/VE	-	-	-	-		
fire-fighting water			-	-	V ¹⁾	-	-		
fully desalinated water (see deionised water)			-	-	-	-	-		
heating water			V/VE	-	-	-	-		
partly desalinated water (see decarbonised water)			-	-	-	-	-		
pure water (chemically neutral, no ultra pure water)			V ¹⁾ /VE ¹⁾	-	-	-	-		
rinsing water			-	-	-	V ¹⁾	-		
seawater (continuous operation)			-	25	-	-	VS	-	
softened water (see decarbonised water)			-	-	-	-	-	-	
swimming pool water (no brine)			-	-	VS	-	-	LHS	
tap water			V/VE	-	-	-	-	-	
untreated water (suspended solids <20 ppm)			-	-	-	V	-	-	
Wine (white, red)			-	40	V ¹⁾ /VE ¹⁾	-	-	-	LHS

1) Only valid if all standard (brass) plugs of the Movitec V are replaced by stainless steel plugs. Otherwise use a Movitec VS pump with the right seal.

2) The water treatment shall be in accordance with the VdTÜV guidelines for feed and boiler water in steam plants of up to 64 bar. The penetration of air into the system must be avoided by all means.

3) Pure media containing no abrasive solids.

4) Please contact KSB with detailed information on the fluid to be handled !

Movitec VE with standard KSB motor 3~230/400 V

Pump size	Number of stages	Seal code	Motor rating	Rated current	Thread Movitec VE	
			kW	I _{nom} in A	Ident No.	kg
2 poles						
Movitec VE 2	1	11	0.37	2.4 / 1.4	47 109 651	12.7
Movitec VE 2	2	11	0.37	2.4 / 1.4	47 109 652	12.7
Movitec VE 2	3	11	0.55	2.6 / 1.5	47 109 653	15.2
Movitec VE 2	4	11	0.75	3.7 / 2.1	47 109 654	18.3
Movitec VE 4	1	11	0.37	2.4 / 1.4	47 109 770	12.7
Movitec VE 4	2	11	0.55	2.6 / 1.5	47 109 771	14.7
Movitec VE 4	3	11	0.75	3.7 / 2.1	47 109 772	17.8
Movitec VE 4	4	11	1.1	5.1 / 2.9	47 109 773	19.6

Movitec V with standard KSB motor 3~230/400 V

Pump size	Number of stages	Seal code	Motor rating kW	Rated current I _{nom} in A	Oval flange Movitec V		Round flange Movitec VF		Victaulic coupling Movitec VV	
					Ident No.	kg	Ident No.	kg	Ident No.	kg
2 poles										
Movitec V 2	1	13	0.37	2.4 / 1.4	47 109 656	13.3	-	-	47 109 707	13.3
Movitec V 2	2	13	0.37	2.4 / 1.4	47 109 657	13.3	-	-	47 109 708	13.3
Movitec V 2	3	13	0.55	2.6 / 1.5	47 109 658	15.7	-	-	47 109 709	15.7
Movitec V 2	4	13	0.75	3.7 / 2.1	47 109 659	19.0	-	-	47 109 710	19.0
Movitec V 2	5	13	1.1	5.1 / 2.9	47 109 660	20.8	-	-	47 109 711	20.8
Movitec V 2	6	13	1.1	5.1 / 2.9	47 109 661	21.3	-	-	47 109 712	21.3
Movitec V 2	7	13	1.5	7.8 / 4.5	47 109 662	25.3	-	-	47 109 713	25.3
Movitec V 2	8	13	1.5	7.8 / 4.5	47 109 663	25.8	-	-	47 109 714	25.8
Movitec V 2	9	13	1.5	7.8 / 4.5	47 109 664	26.3	-	-	47 109 715	26.3
Movitec V 2	10	13	2.2	10.9 / 6.3	47 109 665	29.7	-	-	47 109 716	29.7
Movitec V 2	11	13	2.2	10.9 / 6.3	-	-	47 109 666	30.8	47 109 717	30.2
Movitec V 2	13	13	2.2	10.9 / 6.3	-	-	47 109 667	31.8	47 109 718	31.1
Movitec V 2	15	13	3	12.4 / 7.2	-	-	47 109 668	42.7	47 109 719	42.0
Movitec V 2	16	13	3	12.4 / 7.2	-	-	47 109 669	43.1	47 109 720	42.5
Movitec V 2	18	13	4	16.0 / 9.2	-	-	47 109 670	53.1	47 109 721	52.4
Movitec V 4	1	13	0.37	2.4 / 1.4	47 109 774	13.3	-	-	47 109 824	13.3
Movitec V 4	2	13	0.55	2.6 / 1.5	47 109 775	15.3	-	-	47 109 825	15.3
Movitec V 4	3	13	0.75	3.7 / 2.1	47 109 776	18.6	-	-	47 109 826	18.6
Movitec V 4	4	13	1.1	5.1 / 2.9	47 109 777	20.3	-	-	47 109 827	20.3
Movitec V 4	5	13	1.5	7.8 / 4.5	47 109 778	24.4	-	-	47 109 828	24.4
Movitec V 4	6	13	1.5	7.8 / 4.5	47 109 779	24.9	-	-	47 109 829	24.9
Movitec V 4	7	13	2.2	10.9 / 6.3	47 109 780	28.3	-	-	47 109 830	28.3
Movitec V 4	8	13	2.2	10.9 / 6.3	47 109 781	28.8	-	-	47 109 831	28.8
Movitec V 4	9	13	3	12.4 / 7.2	47 109 782	39.3	-	-	47 109 832	39.3
Movitec V 4	10	13	3	12.4 / 7.2	47 109 783	39.7	-	-	47 109 833	39.7
Movitec V 4	11	13	3	12.4 / 7.2	-	-	47 109 784	40.2	47 109 834	40.2
Movitec V 4	13	13	4	16.0 / 9.2	-	-	47 109 785	50.1	47 109 835	50.1
Movitec V 4	15	13	4	16.0 / 9.2	-	-	47 109 786	51.0	47 109 836	51.0
Movitec V 4	16	13	5.5	21.0 / 12.1	-	-	47 109 787	59.2	47 109 837	57.6
Movitec V 10	1	13	0.75	3.7 / 2.1	47 109 874	23.2	-	-	47 109 915	23.2
Movitec V 10	2	13	1.5	7.8 / 4.5	47 109 875	28.2	-	-	47 109 916	28.2
Movitec V 10	3	13	2.2	10.9 / 6.3	47 109 876	31.9	-	-	47 109 917	31.9
Movitec V 10	4	13	3	12.4 / 7.2	47 109 877	42.8	-	-	47 109 918	42.8
Movitec V 10	5	13	3	12.4 / 7.2	47 109 878	43.5	-	-	47 109 919	43.5
Movitec V 10	6	13	4	16.0 / 9.2	47 109 879	53.2	-	-	47 109 920	53.2
Movitec V 10	7	13	5.5	21.0 / 12.1	47 109 880	60.0	-	-	47 109 921	60.0
Movitec V 10	8	13	5.5	21.0 / 12.1	47 109 881	60.7	-	-	47 109 922	60.7
Movitec V 10	10	13	7.5	24.8 / 14.3	-	-	47 109 882	68.7	47 109 923	66.1
Movitec V 10	12	13	7.5	24.8 / 14.3	-	-	47 109 883	70.1	47 109 924	67.5
Movitec V 10	14	13	11	47.3 / 27.3	-	-	47 109 884	137.7	47 109 925	135.0
4 poles										
Movitec V 14	2	13	0.55	4.5 / 2.6	47 109 944	22.3	-	-	47 109 968	22.3
Movitec V 14	4	13	1.1	4.8 / 2.8	47 109 945	29.0	-	-	47 109 969	29.0
Movitec V 14	6	13	1.5	6.5 / 3.7	47 109 946	33.1	-	-	47 109 970	33.1
Movitec V 14	8	13	2.2	8.4 / 4.9	47 109 947	44.4	-	-	47 109 971	44.4
Movitec V 14	10	13	3	14.5 / 8.4	47 109 948	47.0	-	-	47 109 972	47.0
Movitec V 14	12	13	4	17.5 / 10.1	47 109 949	56.6	-	-	47 109 973	56.6
Movitec V 14	14	13	4	17.5 / 10.1	47 109 950	58.2	-	-	47 109 974	58.2
Movitec V 14	16	13	5.5	19.8 / 11.5	47 109 951	92.9	-	-	47 111 954	92.9
Movitec V 14	18	13	5.5	19.8 / 11.5	47 109 952	94.5	-	-	47 109 975	94.5
Movitec V 14	20	13	7.5	27.0 / 15.6	47 109 953	107.1	-	-	47 109 976	107.1

Movitec V with standard KSB motor 3~230/400 V

Pump size	Number of stages	Seal code	Motor rating	Rated current	Oval flange Movitec V		Round flange Movitec VF		Victaulic coupling Movitec VV	
			kW	I _{nom} in A	Ident No.	kg	Ident No.	kg	Ident No.	kg
2 poles										
Movitec V 18	1	13	2.2	10.9 / 6.3	47 109 986	31.6	47 110 017	36.1	47 110 052	31.6
Movitec V 18	2	13	4	16.0 / 9.2	47 109 987	50.8	47 110 018	55.4	47 110 053	50.8
Movitec V 18	3	13	5.5	21.0 / 12.1	47 109 988	57.8	47 110 019	62.3	47 110 054	57.8
Movitec V 18	4	13	7.5	24.8 / 14.3	47 109 989	62.7	47 110 020	67.2	47 110 055	62.7
Movitec V 18	5	13	7.5	24.8 / 14.3	47 109 990	63.6	47 110 021	68.1	47 110 056	63.6
Movitec V 18	6	13	11	47.3 / 27.3	47 109 991	130.6	47 110 022	135.2	47 110 057	130.6
Movitec V 18	7	13	11	47.3 / 27.3	47 109 992	131.5	47 110 023	136.1	47 110 058	131.5
Movitec V 18	8	13	15	56.3 / 32.5	-	-	47 110 024	151.0	47 110 059	146.4
Movitec V 18	9	13	15	56.3 / 32.5	-	-	47 110 025	151.9	47 110 060	147.3
Movitec V 18	10	13	18.5	72.1 / 41.6	-	-	47 110 026	167.8	47 110 061	163.2
Movitec V 18	12	13	18.5	72.1 / 41.6	-	-	47 110 027	169.6	47 110 062	165.0
4 poles										
Movitec V 24	1	13	1.1	4.8 / 2.8	-	-	47 110 084	56.8	-	-
Movitec V 24	2	13	1.5	6.5 / 3.7	-	-	47 110 085	61.6	-	-
Movitec V 24	3	13	2.2	8.4 / 4.9	-	-	47 110 086	72.5	-	-
Movitec V 24	4	13	3	14.5 / 8.4	-	-	47 110 087	75.8	-	-
Movitec V 24	5	13	4	17.5 / 10.1	-	-	47 110 088	86.2	-	-
Movitec V 24	6	13	5.5	19.8 / 11.5	-	-	47 110 089	122.1	-	-
Movitec V 24	7	13	5.5	19.8 / 11.5	-	-	47 110 090	124.4	-	-
Movitec V 24	8	13	7.5	27.0 / 15.6	-	-	47 110 091	137.8	-	-
Movitec V 24	9	13	7.5	27.0 / 15.6	-	-	47 110 092	140.1	-	-
Movitec V 24	10	13	7.5	27.0 / 15.6	-	-	47 110 093	142.5	-	-
Movitec V 24	11	13	7.5	27.0 / 15.6	-	-	47 110 094	144.8	-	-
Movitec V 24	12	13	11	44.0 / 25.3	-	-	47 110 095	194.8	-	-
Movitec V 24	16	13	15	57.4 / 33.0	-	-	47 110 096	216.2	-	-
2 poles										
Movitec V 32	1	13	3	12.4 / 7.2	-	-	47 110 120	69.9	-	-
Movitec V 32	2	13	7.5	24.8 / 14.3	-	-	47 110 121	91.2	-	-
Movitec V 32	3	13	11	47.3 / 27.3	-	-	47 110 122	162.5	-	-
Movitec V 32	4	13	15	56.3 / 32.5	-	-	47 110 123	178.8	-	-
Movitec V 32	5	13	15	56.3 / 32.5	-	-	47 110 124	181.1	-	-
Movitec V 32	6	13	18.5	72.1 / 41.6	-	-	47 110 125	198.4	-	-
Movitec V 32	7	13	22	78.8 / 45.5	-	-	47 110 126	236.7	-	-
Movitec V 45	1-1	13	3	12.4 / 7.2	-	-	47 110 160	70.9	-	-
Movitec V 45	1	13	5.5	21.0 / 12.1	-	-	47 110 161	86.0	-	-
Movitec V 45	2-1	13	11	47.3 / 27.3	-	-	47 110 162	161.3	-	-
Movitec V 45	2	13	11	47.3 / 27.3	-	-	47 110 163	161.4	-	-
Movitec V 45	3-1	13	15	56.3 / 32.5	-	-	47 110 164	177.7	-	-
Movitec V 45	3	13	18.5	72.1 / 41.6	-	-	47 110 165	192.8	-	-
Movitec V 45	4-1	13	22	78.8 / 45.5	-	-	47 110 166	230.9	-	-
Movitec V 65	1	13	5.5	21.0 / 12.1	-	-	47 110 185	93.1	-	-
Movitec V 65	2	13	11	47.3 / 27.3	-	-	47 110 186	166.7	-	-
Movitec V 65	3	13	15	56.3 / 32.5	-	-	47 110 187	184.1	-	-
Movitec V 65	4	13	18.5	72.1 / 41.6	-	-	47 110 188	202.5	-	-
Movitec V 65	5	13	22	78.8 / 45.5	-	-	47 110 189	241.9	-	-

Movitec V with standard KSB motor 3~400/692 V

Pump size	Number of stages	Seal code	Motor rating kW	Rated current I_{nom} in A	Round flange Movitec VF	
					Ident No.	kg
2 poles						
Movitec V 32	8	13	30	53.1 / 30.7	47 111 940	358.8
Movitec V 32	9	13	30	53.1 / 30.7	47 111 941	365.1
Movitec V 45	4	13	30	53.1 / 30.7	47 111 944	355.0
Movitec V 45	5-1	13	30	53.1 / 30.7	47 111 945	357.4
Movitec V 45	5	13	30	53.1 / 30.7	47 111 946	357.4
Movitec V 45	6-1	13	37	65.3 / 37.7	47 111 947	359.8
Movitec V 45	6	13	37	65.3 / 37.7	47 111 948	359.8

Movitec VS with standard KSB motor 3~230/400 V

Pump size	Number of stages	Seal code	Motor rating	Rated current	Oval flange Movitec VS		Round flange Movitec VSF		Victaulic coupling Movitec VSV	
			kW	I _{nom} in A	Ident No.	kg	Ident No.	kg	Ident No.	kg
2 poles										
Movitec VS 2	1	14	0.37	2.4 / 1.4	47 110 249	13.3	-	-	47 110 300	13.3
Movitec VS 2	2	14	0.37	2.4 / 1.4	47 110 250	13.3	-	-	47 110 301	13.3
Movitec VS 2	3	14	0.55	2.6 / 1.5	47 110 251	15.7	-	-	47 110 302	15.7
Movitec VS 2	4	14	0.75	3.7 / 2.1	47 110 252	19.0	-	-	47 110 303	19.0
Movitec VS 2	5	14	1.1	5.1 / 2.9	47 110 253	20.8	-	-	47 110 304	20.8
Movitec VS 2	6	14	1.1	5.1 / 2.9	47 110 254	21.3	-	-	47 110 305	21.3
Movitec VS 2	7	14	1.5	7.8 / 4.5	47 110 255	25.3	-	-	47 110 306	25.3
Movitec VS 2	8	14	1.5	7.8 / 4.5	47 110 256	25.8	-	-	47 110 307	25.8
Movitec VS 2	9	14	1.5	7.8 / 4.5	47 110 257	26.3	-	-	47 110 308	26.3
Movitec VS 2	10	14	2.2	10.9 / 6.3	47 110 258	29.7	-	-	47 110 309	29.7
Movitec VS 2	11	14	2.2	10.9 / 6.3	-	-	47 110 259	30.8	47 110 310	30.2
Movitec VS 2	13	14	2.2	10.9 / 6.3	-	-	47 110 260	31.8	47 110 311	31.1
Movitec VS 2	15	14	3	12.4 / 7.2	-	-	47 110 261	42.7	47 110 312	42.0
Movitec VS 2	16	14	3	12.4 / 7.2	-	-	47 110 262	43.1	47 110 313	42.5
Movitec VS 2	18	14	4	16.0 / 9.2	-	-	47 110 263	53.1	47 110 314	52.4
Movitec VS 4	1	14	0.37	2.4 / 1.4	47 110 351	13.3	-	-	47 110 401	13.3
Movitec VS 4	2	14	0.55	2.6 / 1.5	47 110 352	15.3	-	-	47 110 402	15.3
Movitec VS 4	3	14	0.75	3.7 / 2.1	47 110 353	18.6	-	-	47 110 403	18.6
Movitec VS 4	4	14	1.1	5.1 / 2.9	47 110 354	20.3	-	-	47 110 404	20.3
Movitec VS 4	5	14	1.5	7.8 / 4.5	47 110 355	24.4	-	-	47 110 405	24.4
Movitec VS 4	6	14	1.5	7.8 / 4.5	47 110 356	24.9	-	-	47 110 406	24.9
Movitec VS 4	7	14	2.2	10.9 / 6.3	47 110 357	28.3	-	-	47 110 407	28.3
Movitec VS 4	8	14	2.2	10.9 / 6.3	47 110 358	28.8	-	-	47 110 408	28.8
Movitec VS 4	9	14	3	12.4 / 7.2	47 110 359	39.3	-	-	47 110 409	39.3
Movitec VS 4	10	14	3	12.4 / 7.2	47 110 360	39.7	-	-	47 110 410	39.7
Movitec VS 4	11	14	3	12.4 / 7.2	-	-	47 110 361	40.2	47 110 411	40.2
Movitec VS 4	13	14	4	16.0 / 9.2	-	-	47 110 362	50.1	47 110 412	50.1
Movitec VS 4	15	14	4	16.0 / 9.2	-	-	47 110 363	51.0	47 110 413	51.0
Movitec VS 4	16	14	5.5	21.0 / 12.1	-	-	47 110 364	59.2	47 111 955	57.6
Movitec VS 10	1	14	0.75	3.7 / 2.1	47 110 444	23.2	-	-	47 110 485	23.2
Movitec VS 10	2	14	1.5	7.8 / 4.5	47 110 445	28.2	-	-	47 110 486	28.2
Movitec VS 10	3	14	2.2	10.9 / 6.3	47 110 446	31.9	-	-	47 110 487	31.9
Movitec VS 10	4	14	3	12.4 / 7.2	47 110 447	42.8	-	-	47 110 488	42.8
Movitec VS 10	5	14	3	12.4 / 7.2	47 110 448	43.5	-	-	47 110 489	43.5
Movitec VS 10	6	14	4	16.0 / 9.2	47 110 449	53.2	-	-	47 110 490	53.2
Movitec VS 10	7	14	5.5	21.0 / 12.1	47 110 450	60.0	-	-	47 110 491	60.0
Movitec VS 10	8	14	5.5	21.0 / 12.1	47 110 451	60.7	-	-	47 110 492	60.7
Movitec VS 10	10	14	7.5	24.8 / 14.3	-	-	47 110 452	68.7	47 110 493	66.1
Movitec VS 10	12	14	7.5	24.8 / 14.3	-	-	47 110 453	70.1	47 110 494	67.5
Movitec VS 10	14	14	11	47.3 / 27.3	-	-	47 110 454	137.7	47 110 495	135.0
4 poles										
Movitec VS 14	2	14	0.55	4.5 / 2.6	47 110 510	22.3	-	-	47 110 534	22.3
Movitec VS 14	4	14	1.1	4.8 / 2.8	47 110 511	29.0	-	-	47 110 535	29.0
Movitec VS 14	6	14	1.5	6.5 / 3.7	47 110 512	33.1	-	-	47 110 536	33.1
Movitec VS 14	8	14	2.2	8.4 / 4.9	47 110 513	44.4	-	-	47 110 537	44.4
Movitec VS 14	10	14	3	14.5 / 8.4	47 110 514	47.0	-	-	47 110 538	47.0
Movitec VS 14	12	14	4	17.5 / 10.1	47 110 515	56.6	-	-	47 110 539	56.6
Movitec VS 14	14	14	4	17.5 / 10.1	47 110 516	58.2	--	-	47 110 540	58.2
Movitec VS 14	16	14	5.5	19.8 / 11.5	47 110 517	92.9	-	-	47 110 541	92.9
Movitec VS 14	18	14	5.5	19.8 / 11.5	47 110 518	94.5	-	-	47 110 542	94.5
Movitec VS 14	20	14	7.5	27.0 / 15.6	47 110 519	107.1	-	-	47 110 543	107.1

Movitec VS with standard KSB motor 3~230/400 V

Pump size	Number of stages	Seal code	Motor rating	Rated current	Oval flange Movitec VS		Round flange Movitec VSF		Victaulic coupling Movitec VSV	
			kW	I _{nom} in A	Ident No.	kg	Ident No.	kg	Ident No.	kg
2 poles										
Movitec VS 18	1	14	2.2	10.9 / 6.3	47 110 552	31.6	47 110 583	36.1	47 110 618	31.6
Movitec VS 18	2	14	4	16.0 / 9.2	47 110 553	50.8	47 110 584	55.4	47 110 619	50.8
Movitec VS 18	3	14	5.5	21.0 / 12.1	47 110 554	57.8	47 110 585	62.3	47 110 620	57.8
Movitec VS 18	4	14	7.5	24.8 / 14.3	47 110 555	62.7	47 110 586	67.2	47 110 621	62.7
Movitec VS 18	5	14	7.5	24.8 / 14.3	47 110 556	63.6	47 110 587	68.1	47 110 622	63.6
Movitec VS 18	6	14	11	47.3 / 27.3	47 110 557	130.6	47 110 588	135.2	47 110 623	130.6
Movitec VS 18	7	14	11	47.3 / 27.3	47 110 558	131.5	47 110 589	136.1	47 110 624	131.5
Movitec VS 18	8	14	15	56.3 / 32.5	-	-	47 110 590	151.0	47 110 625	146.4
Movitec VS 18	9	14	15	56.3 / 32.5	-	-	47 110 591	151.9	47 110 626	147.3
Movitec VS 18	10	14	18.5	72.1 / 41.6	-	-	47 110 592	167.8	47 110 627	163.2
Movitec VS 18	12	14	18.5	72.1 / 41.6	-	-	47 110 593	169.6	47 110 628	165.0
4 poles										
Movitec VS 24	1	14	1.1	4.8 / 2.8	-	-	47 110 650	56.8	-	-
Movitec VS 24	2	14	1.5	6.5 / 3.7	-	-	47 110 651	61.6	-	-
Movitec VS 24	3	14	2.2	8.4 / 4.9	-	-	47 110 652	72.5	-	-
Movitec VS 24	4	14	3	14.5 / 8.4	-	-	47 110 653	75.8	-	-
Movitec VS 24	5	14	4	17.5 / 10.1	-	-	47 110 654	86.2	-	-
Movitec VS 24	6	14	5.5	19.8 / 11.5	-	-	47 110 655	122.1	-	-
Movitec VS 24	7	14	5.5	19.8 / 11.5	-	-	47 110 656	124.4	-	-
Movitec VS 24	8	14	7.5	27.0 / 15.6	-	-	47 110 657	137.8	-	-
Movitec VS 24	9	14	7.5	27.0 / 15.6	-	-	47 110 658	140.1	-	-
Movitec VS 24	10	14	7.5	27.0 / 15.6	-	-	47 110 659	142.5	-	-
Movitec VS 24	11	14	7.5	27.0 / 15.6	-	-	47 110 660	144.8	-	-
Movitec VS 24	12	14	11	44.0 / 25.3	-	-	47 110 661	194.8	-	-
Movitec VS 24	16	14	15	57.4 / 33.0	-	-	47 110 662	216.2	-	-
2 poles										
Movitec VS 32	1	14	3	12.4 / 7.2	-	-	47 110 686	69.9	-	-
Movitec VS 32	2	14	7.5	24.8 / 14.3	-	-	47 110 687	91.2	-	-
Movitec VS 32	3	14	11	47.3 / 27.3	-	-	47 110 688	162.5	-	-
Movitec VS 32	4	14	15	56.3 / 32.5	-	-	47 110 689	178.8	-	-
Movitec VS 32	5	14	15	56.3 / 32.5	-	-	47 110 690	181.1	-	-
Movitec VS 32	6	14	18.5	72.1 / 41.6	-	-	47 110 691	198.4	-	-
Movitec VS 32	7	14	22	78.8 / 45.5	-	-	47 110 692	236.7	-	-
Movitec VS 45	1-1	14	3	12.4 / 7.2	-	-	47 110 725	70.9	-	-
Movitec VS 45	1	14	5.5	21.0 / 12.1	-	-	47 110 726	86.0	-	-
Movitec VS 45	2-1	14	11	47.3 / 27.3	-	-	47 110 727	161.3	-	-
Movitec VS 45	2	14	11	47.3 / 27.3	-	-	47 110 728	161.4	-	-
Movitec VS 45	3-1	14	15	56.3 / 32.5	-	-	47 110 729	177.7	-	-
Movitec VS 45	3	14	18.5	72.1 / 41.6	-	-	47 110 730	192.8	-	-
Movitec VS 45	4-1	14	22	78.8 / 45.5	-	-	47 110 731	230.9	-	-
Movitec VS 65	1	14	5.5	21.0 / 12.1	-	-	47 110 750	93.1	-	-
Movitec VS 65	2	14	11	47.3 / 27.3	-	-	47 110 751	166.7	-	-
Movitec VS 65	3	14	15	56.3 / 32.5	-	-	47 110 752	184.1	-	-
Movitec VS 65	4	14	18.5	72.1 / 41.6	-	-	47 110 753	202.5	-	-
Movitec VS 65	5	14	22	78.8 / 45.5	-	-	47 110 754	241.9	-	-

Movitec VS with standard KSB motor 3~400/692 V

Pump size	Number of stages	Seal code	Motor rating	Rated current	Round flange Movitec VSF	
			kW	I _{nom} in A	Ident No.	kg
2 poles						
Movitec VS 32	8	14	30	53.1 / 30.7	47 111 942	358.8
Movitec VS 32	9	14	30	53.1 / 30.7	47 111 943	365.1
Movitec VS 45	4	14	30	53.1 / 30.7	47 111 949	355.0
Movitec VS 45	5-1	14	30	53.1 / 30.7	47 111 950	357.4
Movitec VS 45	5	14	30	53.1 / 30.7	47 111 951	357.4
Movitec VS 45	6-1	14	37	65.3 / 37.7	47 111 952	359.8
Movitec VS 45	6	14	37	65.3 / 37.7	47 111 953	359.8

Movitec LHS with standard KSB motor 3~230/400 V

Pump size	Number of stages	Seal code	Motor rating	Rated current	Round flange Movitec LHS	
			kW	I _{nom} in A	Ident No.	kg
2 poles						
Movitec LHS 6	8	17	7.5	24.8 / 14.3	47 110 762	96.1
Movitec LHS 6	10	17	11	47.3 / 27.3	47 110 763	165.2
Movitec LHS 6	12	17	11	47.3 / 27.3	47 110 764	168.2
Movitec LHS 6	14	17	15	56.3 / 32.5	47 110 765	185.2

Movitec V without motor, for IEC motor

Pump size	Number of stages	Seal code	Motor rating kW	Motor flange	Oval flange Movitec V		Round flange Movitec VF		Victaulic coupling Movitec VV	
					Ident No.	kg	Ident No.	kg	Ident No.	kg
2 poles										
Movitec V 2	1	13	0.37	EXM-B14A-V18	47 110 908	7.3	-	-	47 110 912	7.3
Movitec V 2	2	13	0.37	EXM-B14A-V18	47 110 916	7.3	-	-	47 110 922	7.3
Movitec V 2	3	13	0.55	EXM-B14A-V18	47 110 927	7.7	-	-	47 110 933	7.7
Movitec V 2	4	13	0.75	EXM-B14A-V18	47 110 938	8.0	-	-	47 110 946	8.0
Movitec V 2	5	13	1.1	EXM-B14A-V18	47 110 951	8.8	-	-	47 110 959	8.8
Movitec V 2	6	13	1.1	EXM-B14A-V18	47 110 964	9.3	-	-	47 110 972	9.3
Movitec V 2	7	13	1.5	EXM-B14A-V18	47 110 977	10.3	-	-	47 110 985	10.3
Movitec V 2	8	13	1.5	EXM-B14A-V18	47 110 990	10.8	-	-	47 110 998	10.8
Movitec V 2	9	13	1.5	EXM-B14A-V18	47 111 003	11.3	-	-	47 111 011	11.3
Movitec V 2	10	13	2.2	EXM-B14A-V18	47 111 016	11.7	-	-	47 111 024	11.7
Movitec V 2	11	13	2.2	EXM-B14A-V18	-	-	47 111 030	12.8	47 111 037	12.2
Movitec V 2	13	13	2.2	EXM-B14A-V18	-	-	47 111 043	13.8	47 111 050	13.1
Movitec V 2	15	13	3	EXM-B14A-V18	-	-	47 111 056	15.7	47 111 063	15.0
Movitec V 2	16	13	3	EXM-B14A-V18	-	-	47 111 068	16.1	47 111 076	15.5
Movitec V 2	18	13	4	EXM-B14A-V18	-	-	47 111 081	17.1	47 111 089	16.4
Movitec V 4	1	13	0.37	EXM-B14A-V18	47 111 109	7.3	-	-	47 111 113	7.3
Movitec V 4	2	13	0.55	EXM-B14A-V18	47 111 117	7.3	-	-	47 111 123	7.3
Movitec V 4	3	13	0.75	EXM-B14A-V18	47 111 128	7.6	-	-	47 111 134	7.6
Movitec V 4	4	13	1.1	EXM-B14A-V18	47 111 139	8.3	-	-	47 111 147	8.3
Movitec V 4	5	13	1.5	EXM-B14A-V18	47 111 152	9.4	-	-	47 111 160	9.4
Movitec V 4	6	13	1.5	EXM-B14A-V18	47 111 165	9.9	-	-	47 111 173	9.9
Movitec V 4	7	13	2.2	EXM-B14A-V18	47 111 178	10.3	-	-	47 111 186	10.3
Movitec V 4	8	13	2.2	EXM-B14A-V18	47 111 191	10.8	-	-	47 111 199	10.8
Movitec V 4	9	13	3	EXM-B14A-V18	47 111 204	12.3	-	-	47 111 212	12.3
Movitec V 4	10	13	3	EXM-B14A-V18	47 111 217	12.7	-	-	47 111 225	12.7
Movitec V 4	11	13	3	EXM-B14A-V18	-	-	47 111 231	13.2	47 111 238	13.2
Movitec V 4	13	13	4	EXM-B14A-V18	-	-	47 111 244	14.1	47 111 251	14.1
Movitec V 4	15	13	4	EXM-B14A-V18	-	-	47 111 257	15.0	47 111 264	15.0
Movitec V 4	16	13	5.5	EXM-B5-V1	-	-	47 111 269	22.2	47 111 277	20.6
Movitec V 10	1	13	0.75	EXM-B14A-V18	47 111 316	12.2	-	-	47 111 321	12.2
Movitec V 10	2	13	1.5	EXM-B14A-V18	47 111 325	13.2	-	-	47 111 331	13.2
Movitec V 10	3	13	2.2	EXM-B14A-V18	47 111 336	13.9	-	-	47 111 342	13.9
Movitec V 10	4	13	3	EXM-B14A-V18	47 111 347	15.8	-	-	47 111 355	15.8
Movitec V 10	5	13	3	EXM-B14A-V18	47 111 360	16.5	-	-	47 111 368	16.5
Movitec V 10	6	13	4	EXM-B14A-V18	47 111 373	17.2	-	-	47 111 381	17.2
Movitec V 10	7	13	5.5	EXM-B5-V1	47 111 386	23.0	-	-	47 111 394	23.0
Movitec V 10	8	13	5.5	EXM-B5-V1	47 111 399	23.7	-	-	47 111 407	23.7
Movitec V 10	10	13	7.5	EXM-B5-V1	-	-	47 111 418	27.7	47 111 425	25.0
Movitec V 10	12	13	7.5	EXM-B5-V1	-	-	47 111 431	29.1	47 111 438	26.5
Movitec V 10	14	13	11	EXM-B5-V1	-	-	47 111 444	32.7	47 111 451	30.0
4 poles										
Movitec V 14	2	13	0.55	EXM-B14A-V18	47 111 471	12.8	-	-	47 111 475	12.8
Movitec V 14	4	13	1.1	EXM-B14A-V18	47 111 479	15.0	-	-	47 111 483	15.0
Movitec V 14	6	13	1.5	EXM-B14A-V18	47 111 487	16.6	-	-	47 111 491	16.6
Movitec V 14	8	13	2.2	EXM-B14A-V18	47 111 495	19.4	-	-	47 111 499	19.4
Movitec V 14	10	13	3	EXM-B14A-V18	47 111 503	21.0	-	-	47 111 507	21.0
Movitec V 14	12	13	4	EXM-B14A-V18	47 111 511	22.6	-	-	47 111 515	22.6
Movitec V 14	14	13	4	EXM-B14A-V18	47 111 519	24.2	-	-	47 111 523	24.2
Movitec V 14	16	13	5.5	EXM-B5-V1	47 111 527	30.9	-	-	47 111 531	30.9
Movitec V 14	18	13	5.5	EXM-B5-V1	47 111 535	32.5	-	-	47 111 539	32.5
Movitec V 14	20	13	7.5	EXM-B5-V1	47 111 543	34.1	-	-	47 111 547	34.1

Movitec V without motor, for IEC motor

Pump size	Number of stages	Seal code	Motor rating kW	Motor flange	Oval flange Movitec V		Round flange Movitec VF		Victaulic coupling Movitec VV	
					Ident No.	kg	Ident No.	kg	Ident No.	kg
2 poles										
Movitec V 18	1	13	2.2	EXM-B14A-V18	-	-	47 111 551	18.1	47 111 556	13.6
Movitec V 18	2	13	4	EXM-B14A-V18	-	-	47 111 560	19.4	47 111 566	14.8
Movitec V 18	3	13	5.5	EXM-B5-V1	-	-	47 111 571	25.3	47 111 577	20.8
Movitec V 18	4	13	7.5	EXM-B5-V1	-	-	47 111 582	26.2	47 111 590	21.7
Movitec V 18	5	13	7.5	EXM-B5-V1	-	-	47 111 595	27.1	47 111 603	22.6
Movitec V 18	6	13	11	EXM-B5-V1	-	-	47 111 608	30.2	47 111 616	25.6
Movitec V 18	7	13	11	EXM-B5-V1	-	-	47 111 621	31.1	47 111 629	26.5
Movitec V 18	8	13	15	EXM-B5-V1	-	-	47 111 634	32.0	47 111 642	27.4
Movitec V 18	9	13	15	EXM-B5-V1	-	-	47 111 646	32.9	47 111 651	28.3
Movitec V 18	10	13	18.5	EXM-B5-V1	-	-	47 111 655	33.8	47 111 663	29.2
Movitec V 18	12	13	18.5	EXM-B5-V1	-	-	47 111 668	35.6	47 111 675	31.0
4 poles										
Movitec V 24	1	13	1.1	EXM-B14A-V18	-	-	47 111 689	42.8	-	-
Movitec V 24	2	13	1.5	EXM-B14A-V18	-	-	47 111 693	45.1	-	-
Movitec V 24	3	13	2.2	EXM-B14A-V18	-	-	47 111 697	47.5	-	-
Movitec V 24	4	13	3	EXM-B14A-V18	-	-	47 111 701	49.8	-	-
Movitec V 24	5	13	4	EXM-B14A-V18	-	-	47 111 705	52.2	-	-
Movitec V 24	6	13	5.5	EXM-B5-V1	-	-	47 111 709	60.1	-	-
Movitec V 24	7	13	5.5	EXM-B5-V1	-	-	47 111 713	62.4	-	-
Movitec V 24	8	13	7.5	EXM-B5-V1	-	-	47 111 717	64.8	-	-
Movitec V 24	9	13	7.5	EXM-B5-V1	-	-	47 111 721	67.1	-	-
Movitec V 24	10	13	7.5	EXM-B5-V1	-	-	47 111 725	69.5	-	-
Movitec V 24	11	13	7.5	EXM-B5-V1	-	-	47 111 729	71.8	-	-
Movitec V 24	12	13	11	EXM-B5-V1	-	-	47 111 733	78.8	-	-
Movitec V 24	16	13	15	EXM-B5-V1	-	-	47 111 737	86.7	-	-
2 poles										
Movitec V 32	1	13	3	EXM-B14A-V18	-	-	47 111 741	42.9	-	-
Movitec V 32	2	13	7.5	EXM-B5-V1	-	-	47 111 747	50.2	-	-
Movitec V 32	3	13	11	EXM-B5-V1	-	-	47 111 753	57.5	-	-
Movitec V 32	4	13	15	EXM-B5-V1	-	-	47 111 759	59.8	-	-
Movitec V 32	5	13	15	EXM-B5-V1	-	-	47 111 765	62.1	-	-
Movitec V 32	6	13	18.5	EXM-B5-V1	-	-	47 111 771	64.4	-	-
Movitec V 32	7	13	22	EXM-B5-V1	-	-	47 111 777	66.7	-	-
Movitec V 32	8	13	30	EXM-B5-V1	-	-	47 111 783	68.8	-	-
Movitec V 32	9	13	30	EXM-B5-V1	-	-	47 111 789	75.1	-	-
Movitec V 45	1-1	13	3	EXM-B14A-V18	-	-	47 111 807	43.9	-	-
Movitec V 45	1	13	5.5	EXM-B5-V1	-	-	47 111 801	49.0	-	-
Movitec V 45	2-1	13	11	EXM-B5-V1	-	-	47 111 819	56.3	-	-
Movitec V 45	2	13	11	EXM-B5-V1	-	-	47 111 813	56.4	-	-
Movitec V 45	3-1	13	15	EXM-B5-V1	-	-	47 111 831	58.7	-	-
Movitec V 45	3	13	18.5	EXM-B5-V1	-	-	47 111 825	58.8	-	-
Movitec V 45	4-1	13	22	EXM-B5-V1	-	-	47 111 843	60.9	-	-
Movitec V 45	4	13	30	EXM-B5-V1	-	-	47 111 837	65.0	-	-
Movitec V 45	5-1	13	30	EXM-B5-V1	-	-	47 111 855	67.4	-	-
Movitec V 45	5	13	30	EXM-B5-V1	-	-	47 111 849	67.4	-	-
Movitec V 45	6-1	13	37	EXM-B5-V1	-	-	47 111 867	69.8	-	-
Movitec V 45	6	13	37	EXM-B5-V1	-	-	47 111 861	69.8	-	-
Movitec V 65	1	13	5.5	EXM-B5-V1	-	-	47 111 889	56.1	-	-
Movitec V 65	2	13	11	EXM-B5-V1	-	-	47 111 897	61.7	-	-
Movitec V 65	3	13	15	EXM-B5-V1	-	-	47 111 905	65.1	-	-
Movitec V 65	4	13	18.5	EXM-B5-V1	-	-	47 111 913	68.5	-	-
Movitec V 65	5	13	22	EXM-B5-V1	-	-	47 111 921	71.9	-	-

Movitec V without motor, for NEMA motor

Pump size	Number of stages	Seal code	Motor rating	Motor flange	Round flange Movitec VF	
			HP		Ident No.	kg
2 poles						
Movitec V 2	2	13	0.75	C-FACE, 56c	47 110 919	7.9
Movitec V 2	3	13	0.75	C-FACE, 56c	47 110 930	8.4
Movitec V 2	4	13	1	C-FACE, 56c	47 110 941	8.7
Movitec V 2	5	13	1.5	C-FACE, 143TC	47 110 954	9.4
Movitec V 2	6	13	1.5	C-FACE, 143TC	47 110 967	9.9
Movitec V 2	7	13	1.5	C-FACE, 143TC	47 110 980	11.0
Movitec V 2	8	13	2	C-FACE, 145TC	47 110 993	11.4
Movitec V 2	9	13	2	C-FACE, 145TC	47 111 006	11.9
Movitec V 2	10	13	3	C-FACE, 182TC	47 111 019	12.4
Movitec V 2	11	13	3	C-FACE, 182TC	47 111 031	12.8
Movitec V 2	13	13	3	C-FACE, 182TC	47 111 044	13.8
Movitec V 2	15	13	5	C-FACE, 184TC	47 111 057	15.7
Movitec V 2	16	13	5	C-FACE, 184TC	47 111 069	16.1
Movitec V 2	18	13	5	C-FACE, 184TC	47 111 082	17.1
Movitec V 4	2	13	0.75	C-FACE, 56c	47 111 120	7.3
Movitec V 4	3	13	1	C-FACE, 56c	47 111 131	7.6
Movitec V 4	4	13	1.5	C-FACE, 143TC	47 111 142	8.3
Movitec V 4	5	13	1.5	C-FACE, 143TC	47 111 155	9.4
Movitec V 4	6	13	2	C-FACE, 145TC	47 111 168	9.9
Movitec V 4	7	13	3	C-FACE, 182TC	47 111 181	10.3
Movitec V 4	8	13	3	C-FACE, 182TC	47 111 194	10.8
Movitec V 4	9	13	3	C-FACE, 182TC	47 111 207	12.3
Movitec V 4	10	13	5	C-FACE, 184TC	47 111 220	12.7
Movitec V 4	11	13	5	C-FACE, 184TC	47 111 232	13.2
Movitec V 4	13	13	5	C-FACE, 184TC	47 111 245	14.1
Movitec V 4	15	13	5	C-FACE, 184TC	47 111 258	15.0
Movitec V 4	16	13	7.5	C-FACE, 184TC	47 111 270	22.2
Movitec V 10	2	13	1.5	C-FACE, 143TC	47 111 328	15.8
Movitec V 10	3	13	3	C-FACE, 182TC	47 111 339	16.5
Movitec V 10	4	13	3	C-FACE, 182TC	47 111 350	18.5
Movitec V 10	5	13	5	C-FACE, 184TC	47 111 363	19.2
Movitec V 10	6	13	5	C-FACE, 184TC	47 111 376	19.8
Movitec V 10	7	13	7.5	C-FACE, 184TC	47 111 389	25.6
Movitec V 10	8	13	7.5	C-FACE, 184TC	47 111 402	26.3
Movitec V 10	10	13	10	C-FACE, 215TC	47 111 419	27.7
Movitec V 10	12	13	10	C-FACE, 215TC	47 111 432	29.1
Movitec V 10	14	13	15	C-FACE, 215TC	47 111 445	32.7
Movitec V 18	2	13	5	C-FACE, 184TC	47 111 561	19.4
Movitec V 18	3	13	7.5	C-FACE, 184TC	47 111 572	25.3
Movitec V 18	4	13	7.5	C-FACE, 184TC	47 111 583	26.2
Movitec V 18	5	13	10	C-FACE, 215TC	47 111 596	27.1
Movitec V 18	6	13	15	C-FACE, 215TC	47 111 609	30.2
Movitec V 18	7	13	15	C-FACE, 215TC	47 111 622	31.1
Movitec V 18	8	13	15	C-FACE, 215TC	47 111 635	32.0
Movitec V 18	9	13	20	C-FACE, 256TC	47 111 647	32.9
Movitec V 18	10	13	20	C-FACE, 256TC	47 111 656	33.8
Movitec V 18	12	13	25	C-FACE, 284TSC	47 111 669	35.6
Movitec V 32	1	13	5	C-FACE, 184TC	47 111 742	42.9
Movitec V 32	2	13	10	C-FACE, 215TC	47 111 748	50.2
Movitec V 32	3	13	15	C-FACE, 215TC	47 111 754	57.5
Movitec V 32	4	13	20	C-FACE, 256TC	47 111 760	59.8
Movitec V 32	5	13	20	C-FACE, 256TC	47 111 766	62.1
Movitec V 32	6	13	25	C-FACE, 284TSC	47 111 772	64.4
Movitec V 32	7	13	30	C-FACE, 286TSC	47 111 778	66.7
Movitec V 32	8	13	40	C-FACE, 324TSC	47 111 784	68.8
Movitec V 32	9	13	40	C-FACE, 324TSC	47 111 790	75.1

Movitec V without motor, for NEMA motor

Pump size	Number of stages	Seal code	Motor rating HP	Motor flange	Round flange Movitec VF	
					Ident No.	kg
2 poles						
Movitec V 45	1-1	13	5	C-FACE, 184TC	47 111 808	43.9
Movitec V 45	1	13	10	C-FACE, 215TC	47 111 802	49.0
Movitec V 45	2-1	13	15	C-FACE, 215TC	47 111 820	56.3
Movitec V 45	2	13	20	C-FACE, 256TC	47 111 814	56.4
Movitec V 45	3-1	13	20	C-FACE, 256TC	47 111 832	58.7
Movitec V 45	3	13	25	C-FACE, 284TSC	47 111 826	58.8
Movitec V 45	4-1	13	30	C-FACE, 286TSC	47 111 844	60.9
Movitec V 45	4	13	30	C-FACE, 286TSC	47 111 838	65.0
Movitec V 45	5-1	13	40	C-FACE, 324TSC	47 111 856	67.4
Movitec V 45	5	13	40	C-FACE, 324TSC	47 111 850	67.4
Movitec V 45	6-1	13	50	C-FACE, 326TSC	47 111 868	69.8
Movitec V 45	6	13	50	C-FACE, 326TSC	47 111 862	69.8
Movitec V 65	1	13	7.5	C-FACE, 184TC	47 111 890	56.1
Movitec V 65	2	13	15	C-FACE, 215TC	47 111 898	61.7
Movitec V 65	3	13	20	C-FACE, 256TC	47 111 906	65.1
Movitec V 65	4	13	25	C-FACE, 284TSC	47 111 914	68.5
Movitec V 65	5	13	30	C-FACE, 286TSC	47 111 922	71.9

Movitec VS without motor, for IEC motor

Pump size	Number of stages	Seal code	Motor rating kW	Motor flange	Oval flange Movitec VS		Round flange Movitec VSF		Victaulic coupling Movitec VSV	
					Ident No.	kg	Ident No.	kg	Ident No.	kg
2 poles										
Movitec VS 2	1	14	0.37	EXM-B14A-V18	47 110 910	7.3	-	-	47 110 914	7.3
Movitec VS 2	2	14	0.37	EXM-B14A-V18	47 110 918	7.3	-	-	47 110 924	7.3
Movitec VS 2	3	14	0.55	EXM-B14A-V18	47 110 929	7.7	-	-	47 110 935	7.7
Movitec VS 2	4	14	0.75	EXM-B14A-V18	47 110 940	8.0	-	-	47 110 948	8.0
Movitec VS 2	5	14	1.1	EXM-B14A-V18	47 110 953	8.8	-	-	47 110 961	8.8
Movitec VS 2	6	14	1.1	EXM-B14A-V18	47 110 966	9.3	-	-	47 110 974	9.3
Movitec VS 2	7	14	1.5	EXM-B14A-V18	47 110 979	10.3	-	-	47 110 987	10.3
Movitec VS 2	8	14	1.5	EXM-B14A-V18	47 110 992	10.8	-	-	47 111 000	10.8
Movitec VS 2	9	14	1.5	EXM-B14A-V18	47 111 005	11.3	-	-	47 111 013	11.3
Movitec VS 2	10	14	2.2	EXM-B14A-V18	47 111 018	11.7	-	-	47 111 026	11.7
Movitec VS 2	11	14	2.2	EXM-B14A-V18	-	-	47 111 034	12.8	47 111 039	12.2
Movitec VS 2	13	14	2.2	EXM-B14A-V18	-	-	47 111 047	13.8	47 111 052	13.1
Movitec VS 2	15	14	3	EXM-B14A-V18	-	-	47 111 060	15.7	47 111 065	15.0
Movitec VS 2	16	14	3	EXM-B14A-V18	-	-	47 111 073	16.1	47 111 078	15.5
Movitec VS 2	18	14	4	EXM-B14A-V18	-	-	47 111 086	17.1	47 111 091	16.4
Movitec VS 4	1	14	0.37	EXM-B14A-V18	47 111 111	7.3	-	-	47 111 115	7.3
Movitec VS 4	2	14	0.55	EXM-B14A-V18	47 111 119	7.3	-	-	47 111 125	7.3
Movitec VS 4	3	14	0.75	EXM-B14A-V18	47 111 130	7.6	-	-	47 111 136	7.6
Movitec VS 4	4	14	1.1	EXM-B14A-V18	47 111 141	8.3	-	-	47 111 149	8.3
Movitec VS 4	5	14	1.5	EXM-B14A-V18	47 111 154	9.4	-	-	47 111 162	9.4
Movitec VS 4	6	14	1.5	EXM-B14A-V18	47 111 167	9.9	-	-	47 111 175	9.9
Movitec VS 4	7	14	2.2	EXM-B14A-V18	47 111 180	10.3	-	-	47 111 188	10.3
Movitec VS 4	8	14	2.2	EXM-B14A-V18	47 111 193	10.8	-	-	47 111 201	10.8
Movitec VS 4	9	14	3	EXM-B14A-V18	47 111 206	12.3	-	-	47 111 214	12.3
Movitec VS 4	10	14	3	EXM-B14A-V18	47 111 219	12.7	-	-	47 111 227	12.7
Movitec VS 4	11	14	3	EXM-B14A-V18	-	-	47 111 235	13.2	47 111 240	13.2
Movitec VS 4	13	14	4	EXM-B14A-V18	-	-	47 111 248	14.1	47 111 253	14.1
Movitec VS 4	15	14	4	EXM-B14A-V18	-	-	47 111 261	15.0	47 111 266	15.0
Movitec VS 4	16	14	5.5	EXM-B5-V1	-	-	47 111 274	22.2	47 111 279	20.6
Movitec VS 10	1	14	0.75	EXM-B14A-V18	47 111 318	12.2	-	-	47 111 323	12.2
Movitec VS 10	2	14	1.5	EXM-B14A-V18	47 111 327	13.2	-	-	47 111 333	13.2
Movitec VS 10	3	14	2.2	EXM-B14A-V18	47 111 338	13.9	-	-	47 111 344	13.9
Movitec VS 10	4	14	3	EXM-B14A-V18	47 111 349	15.8	-	-	47 111 357	15.8
Movitec VS 10	5	14	3	EXM-B14A-V18	47 111 362	16.5	-	-	47 111 370	16.5
Movitec VS 10	6	14	4	EXM-B14A-V18	47 111 375	17.2	-	-	47 111 383	17.2
Movitec VS 10	7	14	5.5	EXM-B5-V1	47 111 388	23.0	-	-	47 111 396	23.0
Movitec VS 10	8	14	5.5	EXM-B5-V1	47 111 401	23.7	-	-	47 111 409	23.7
Movitec VS 10	10	14	7.5	EXM-B5-V1	-	-	47 111 422	27.7	47 111 427	25.0
Movitec VS 10	12	14	7.5	EXM-B5-V1	-	-	47 111 435	29.1	47 111 440	26.5
Movitec VS 10	14	14	11	EXM-B5-V1	-	-	47 111 448	32.7	47 111 453	30.0
4 poles										
Movitec VS 14	2	14	0.55	EXM-B14A-V18	47 111 473	12.8	-	-	47 111 477	12.8
Movitec VS 14	4	14	1.1	EXM-B14A-V18	47 111 481	15.0	-	-	47 111 485	15.0
Movitec VS 14	6	14	1.5	EXM-B14A-V18	47 111 489	16.6	-	-	47 111 493	16.6
Movitec VS 14	8	14	2.2	EXM-B14A-V18	47 111 497	19.4	-	-	47 111 501	19.4
Movitec VS 14	10	14	3	EXM-B14A-V18	47 111 505	21.0	-	-	47 111 509	21.0
Movitec VS 14	12	14	4	EXM-B14A-V18	47 111 513	22.6	-	-	47 111 517	22.6
Movitec VS 14	14	14	4	EXM-B14A-V18	47 111 521	24.2	-	-	47 111 525	24.2
Movitec VS 14	16	14	5.5	EXM-B5-V1	47 111 529	30.9	-	-	47 111 533	30.9
Movitec VS 14	18	14	5.5	EXM-B5-V1	47 111 537	32.5	-	-	47 111 541	32.5
Movitec VS 14	20	14	7.5	EXM-B5-V1	47 111 545	34.1	-	-	47 111 549	34.1

Movitec VS without motor, for IEC motor

Pump size	Number of stages	Seal code	Motor rating kW	Motor flange	Oval flange Movitec VS		Round flange Movitec VSF		Victaulic coupling Movitec VSV	
					Ident No.	kg	Ident No.	kg	Ident No.	kg
2 poles										
Movitec VS 18	1	14	2.2	EXM-B14A-V18	-	-	47 111 554	18.1	47 111 558	13.6
Movitec VS 18	2	14	4	EXM-B14A-V18	-	-	47 111 563	19.4	47 111 568	14.8
Movitec VS 18	3	14	5.5	EXM-B5-V1	-	-	47 111 574	25.3	47 111 579	20.8
Movitec VS 18	4	14	7.5	EXM-B5-V1	-	-	47 111 587	26.2	47 111 592	21.7
Movitec VS 18	5	14	7.5	EXM-B5-V1	-	-	47 111 600	27.1	47 111 605	22.6
Movitec VS 18	6	14	11	EXM-B5-V1	-	-	47 111 613	30.2	47 111 618	25.6
Movitec VS 18	7	14	11	EXM-B5-V1	-	-	47 111 626	31.1	47 111 631	26.5
Movitec VS 18	8	14	15	EXM-B5-V1	-	-	47 111 639	32.0	47 111 644	27.4
Movitec VS 18	9	14	15	EXM-B5-V1	-	-	47 111 649	32.9	47 111 652	28.3
Movitec VS 18	10	14	18.5	EXM-B5-V1	-	-	47 111 660	33.8	47 111 665	29.2
Movitec VS 18	12	14	18.5	EXM-B5-V1	-	-	47 111 672	35.6	47 111 677	31.0
4 poles										
Movitec VS 24	1	14	1.1	EXM-B14A-V18	-	-	47 111 691	42.8	-	-
Movitec VS 24	2	14	1.5	EXM-B14A-V18	-	-	47 111 695	45.1	-	-
Movitec VS 24	3	14	2.2	EXM-B14A-V18	-	-	47 111 699	47.5	-	-
Movitec VS 24	4	14	3	EXM-B14A-V18	-	-	47 111 703	49.8	-	-
Movitec VS 24	5	14	4	EXM-B14A-V18	-	-	47 111 707	52.2	-	-
Movitec VS 24	6	14	5.5	EXM-B5-V1	-	-	47 111 711	60.1	-	-
Movitec VS 24	7	14	5.5	EXM-B5-V1	-	-	47 111 715	62.4	-	-
Movitec VS 24	8	14	7.5	EXM-B5-V1	-	-	47 111 719	64.8	-	-
Movitec VS 24	9	14	7.5	EXM-B5-V1	-	-	47 111 723	67.1	-	-
Movitec VS 24	10	14	7.5	EXM-B5-V1	-	-	47 111 727	69.5	-	-
Movitec VS 24	11	14	7.5	EXM-B5-V1	-	-	47 111 731	71.8	-	-
Movitec VS 24	12	14	11	EXM-B5-V1	-	-	47 111 735	78.8	-	-
Movitec VS 24	16	14	15	EXM-B5-V1	-	-	47 111 739	86.7	-	-
2 poles										
Movitec VS 32	1	14	3	EXM-B14A-V18	-	-	47 111 744	42.9	-	-
Movitec VS 32	2	14	7.5	EXM-B5-V1	-	-	47 111 750	50.2	-	-
Movitec VS 32	3	14	11	EXM-B5-V1	-	-	47 111 756	57.5	-	-
Movitec VS 32	4	14	15	EXM-B5-V1	-	-	47 111 762	59.8	-	-
Movitec VS 32	5	14	15	EXM-B5-V1	-	-	47 111 768	62.1	-	-
Movitec VS 32	6	14	18.5	EXM-B5-V1	-	-	47 111 774	64.4	-	-
Movitec VS 32	7	14	22	EXM-B5-V1	-	-	47 111 780	66.7	-	-
Movitec VS 32	8	14	30	EXM-B5-V1	-	-	47 111 786	68.8	-	-
Movitec VS 32	9	14	30	EXM-B5-V1	-	-	47 111 792	75.1	-	-
Movitec VS 45	1-1	14	3	EXM-B14A-V18	-	-	47 111 810	43.9	-	-
Movitec VS 45	1	14	5.5	EXM-B5-V1	-	-	47 111 804	49.0	-	-
Movitec VS 45	2-1	14	11	EXM-B5-V1	-	-	47 111 822	56.3	-	-
Movitec VS 45	2	14	11	EXM-B5-V1	-	-	47 111 816	56.4	-	-
Movitec VS 45	3-1	14	15	EXM-B5-V1	-	-	47 111 834	58.7	-	-
Movitec VS 45	3	14	18.5	EXM-B5-V1	-	-	47 111 828	58.8	-	-
Movitec VS 45	4-1	14	22	EXM-B5-V1	-	-	47 111 846	60.9	-	-
Movitec VS 45	4	14	30	EXM-B5-V1	-	-	47 111 840	65.0	-	-
Movitec VS 45	5-1	14	30	EXM-B5-V1	-	-	47 111 858	67.4	-	-
Movitec VS 45	5	14	30	EXM-B5-V1	-	-	47 111 852	67.4	-	-
Movitec VS 45	6-1	14	37	EXM-B5-V1	-	-	47 111 870	69.8	-	-
Movitec VS 45	6	14	37	EXM-B5-V1	-	-	47 111 864	69.8	-	-
Movitec VS 65	1	14	5.5	EXM-B5-V1	-	-	47 111 894	56.1	-	-
Movitec VS 65	2	14	11	EXM-B5-V1	-	-	47 111 902	61.7	-	-
Movitec VS 65	3	14	15	EXM-B5-V1	-	-	47 111 910	65.1	-	-
Movitec VS 65	4	14	18.5	EXM-B5-V1	-	-	47 111 918	68.5	-	-
Movitec VS 65	5	14	22	EXM-B5-V1	-	-	47 111 926	71.9	-	-

Movitec VS without motor, for NEMA motor

Pump size	Number of stages	Seal code	Motor rating	Motor flange	Round flange Movitec VSF		Victaulic coupling Movitec VSV	
			HP		Ident No.	kg	Ident No.	kg
2 poles								
Movitec VS 2	2	14	0.75	C-FACE, 56c	47 110 920	7.9	47 110 925	7.3
Movitec VS 2	3	14	0.75	C-FACE, 56c	47 110 931	8.4	47 110 936	7.7
Movitec VS 2	4	14	1	C-FACE, 56c	47 110 944	8.7	47 110 949	8.0
Movitec VS 2	5	14	1.5	C-FACE, 143TC	47 110 957	9.4	47 110 962	8.8
Movitec VS 2	6	14	1.5	C-FACE, 143TC	47 110 970	9.9	47 110 975	9.3
Movitec VS 2	7	14	1.5	C-FACE, 143TC	47 110 983	11.0	47 110 988	10.3
Movitec VS 2	8	14	2	C-FACE, 145TC	47 110 996	11.4	47 111 001	10.8
Movitec VS 2	9	14	2	C-FACE, 145TC	47 111 009	11.9	47 111 014	11.3
Movitec VS 2	10	14	3	C-FACE, 182TC	47 111 022	12.4	47 111 027	11.7
Movitec VS 2	11	14	3	C-FACE, 182TC	47 111 035	12.8	47 111 040	12.2
Movitec VS 2	13	14	3	C-FACE, 182TC	47 111 048	13.8	47 111 053	13.1
Movitec VS 2	15	14	5	C-FACE, 184TC	47 111 061	15.7	47 111 066	15.0
Movitec VS 2	16	14	5	C-FACE, 184TC	47 111 074	16.1	47 111 079	15.5
Movitec VS 2	18	14	5	C-FACE, 184TC	47 111 087	17.1	47 111 092	16.4
Movitec VS 4	2	14	0.75	C-FACE, 56c	47 111 121	7.3	47 111 126	7.3
Movitec VS 4	3	14	1	C-FACE, 56c	47 111 132	7.4	47 111 137	7.6
Movitec VS 4	4	14	1.5	C-FACE, 143TC	47 111 145	8.3	47 111 150	8.3
Movitec VS 4	5	14	1.5	C-FACE, 143TC	47 111 158	9.4	47 111 163	9.4
Movitec VS 4	6	14	2	C-FACE, 145TC	47 111 171	9.9	47 111 176	9.9
Movitec VS 4	7	14	3	C-FACE, 182TC	47 111 184	10.3	47 111 189	10.3
Movitec VS 4	8	14	3	C-FACE, 182TC	47 111 197	10.8	47 111 202	10.8
Movitec VS 4	9	14	3	C-FACE, 182TC	47 111 210	12.3	47 111 215	12.3
Movitec VS 4	10	14	5	C-FACE, 184TC	47 111 223	12.7	47 111 228	12.7
Movitec VS 4	11	14	5	C-FACE, 184TC	47 111 236	13.2	47 111 241	13.2
Movitec VS 4	13	14	5	C-FACE, 184TC	47 111 249	14.1	47 111 254	14.1
Movitec VS 4	15	14	5	C-FACE, 184TC	47 111 262	15.0	47 111 267	15.0
Movitec VS 4	16	14	7.5	C-FACE, 184TC	47 111 275	22.2	47 111 280	20.6
Movitec VS 10	2	14	1.5	C-FACE, 143TC	47 111 329	15.8	47 111 334	13.2
Movitec VS 10	3	14	3	C-FACE, 182TC	47 111 340	17.3	47 111 345	13.9
Movitec VS 10	4	14	3	C-FACE, 182TC	47 111 353	18.5	47 111 358	15.8
Movitec VS 10	5	14	5	C-FACE, 184TC	47 111 366	19.2	47 111 371	16.5
Movitec VS 10	6	14	5	C-FACE, 184TC	47 111 379	19.8	47 111 384	17.2
Movitec VS 10	7	14	7.5	C-FACE, 184TC	47 111 392	25.6	47 111 397	23.0
Movitec VS 10	8	14	7.5	C-FACE, 184TC	47 111 405	26.3	47 111 410	23.7
Movitec VS 10	10	14	10	C-FACE, 215TC	47 111 423	27.7	47 111 428	25.0
Movitec VS 10	12	14	10	C-FACE, 215TC	47 111 436	29.1	47 111 441	26.5
Movitec VS 10	14	14	15	C-FACE, 215TC	47 111 449	32.7	47 111 454	30.0
Movitec VS 18	2	14	5	C-FACE, 184TC	47 111 564	19.4	47 111 569	14.8
Movitec VS 18	3	14	7.5	C-FACE, 184TC	47 111 575	25.3	47 111 580	20.8
Movitec VS 18	4	14	7.5	C-FACE, 184TC	47 111 588	26.2	47 111 593	21.7
Movitec VS 18	5	14	10	C-FACE, 215TC	47 111 601	27.1	47 111 606	22.6
Movitec VS 18	6	14	15	C-FACE, 215TC	47 111 614	30.2	47 111 619	25.6
Movitec VS 18	7	14	15	C-FACE, 215TC	47 111 627	31.1	47 111 632	26.5
Movitec VS 18	8	14	15	C-FACE, 215TC	47 111 640	32.0	47 111 645	27.4
Movitec VS 18	9	14	20	C-FACE, 256TC	47 111 650	32.9	47 111 653	28.3
Movitec VS 18	10	14	20	C-FACE, 256TC	47 111 661	33.8	47 111 666	29.2
Movitec VS 18	12	14	25	C-FACE, 284TSC	47 111 673	35.6	47 111 956	31.0
Movitec VS 32	1	14	5	C-FACE, 184TC	47 111 745	42.9	-	-
Movitec VS 32	2	14	10	C-FACE, 215TC	47 111 751	50.2	-	-
Movitec VS 32	3	14	15	C-FACE, 215TC	47 111 757	57.5	-	-
Movitec VS 32	4	14	20	C-FACE, 256TC	47 111 763	59.8	-	-
Movitec VS 32	5	14	20	C-FACE, 256TC	47 111 769	62.1	-	-
Movitec VS 32	6	14	25	C-FACE, 284TSC	47 111 775	64.4	-	-
Movitec VS 32	7	14	30	C-FACE, 286TSC	47 111 781	66.7	-	-
Movitec VS 32	8	14	40	C-FACE, 324TSC	47 111 787	68.8	-	-
Movitec VS 32	9	14	40	C-FACE, 324TSC	47 111 793	75.1	-	-

Movitec VS without motor, for NEMA motor


Pump size	Number of stages	Seal code	Motor rating HP	Motor flange	Round flange Movitec VSF		Victaulic coupling Movitec VSV	
					Ident No.	kg	Ident No.	kg
2 poles								
Movitec VS 45	1-1	14	5	C-FACE, 184TC	47 111 811	43.9	-	-
Movitec VS 45	1	14	10	C-FACE, 215TC	47 111 805	49.0	-	-
Movitec VS 45	2-1	14	15	C-FACE, 215TC	47 111 823	56.3	-	-
Movitec VS 45	2	14	20	C-FACE, 256TC	47 111 817	56.4	-	-
Movitec VS 45	3-1	14	20	C-FACE, 256TC	47 111 835	58.7	-	-
Movitec VS 45	3	14	25	C-FACE, 284TSC	47 111 829	58.8	-	-
Movitec VS 45	4-1	14	30	C-FACE, 286TSC	47 111 847	60.9	-	-
Movitec VS 45	4	14	30	C-FACE, 286TSC	47 111 841	65.0	-	-
Movitec VS 45	5-1	14	40	C-FACE, 324TSC	47 111 859	67.4	-	-
Movitec VS 45	5	14	40	C-FACE, 324TSC	47 111 853	67.4	-	-
Movitec VS 45	6-1	14	50	C-FACE, 326TSC	47 111 871	69.8	-	-
Movitec VS 45	6	14	50	C-FACE, 326TSC	47 111 865	69.8	-	-
Movitec VS 65	1	14	7.5	C-FACE, 184TC	47 111 895	56.1	-	-
Movitec VS 65	2	14	15	C-FACE, 215TC	47 111 903	61.7	-	-
Movitec VS 65	3	14	20	C-FACE, 256TC	47 111 911	65.1	-	-
Movitec VS 65	4	14	25	C-FACE, 284TSC	47 111 919	68.5	-	-
Movitec VS 65	5	14	30	C-FACE, 286TSC	47 111 927	71.9	-	-

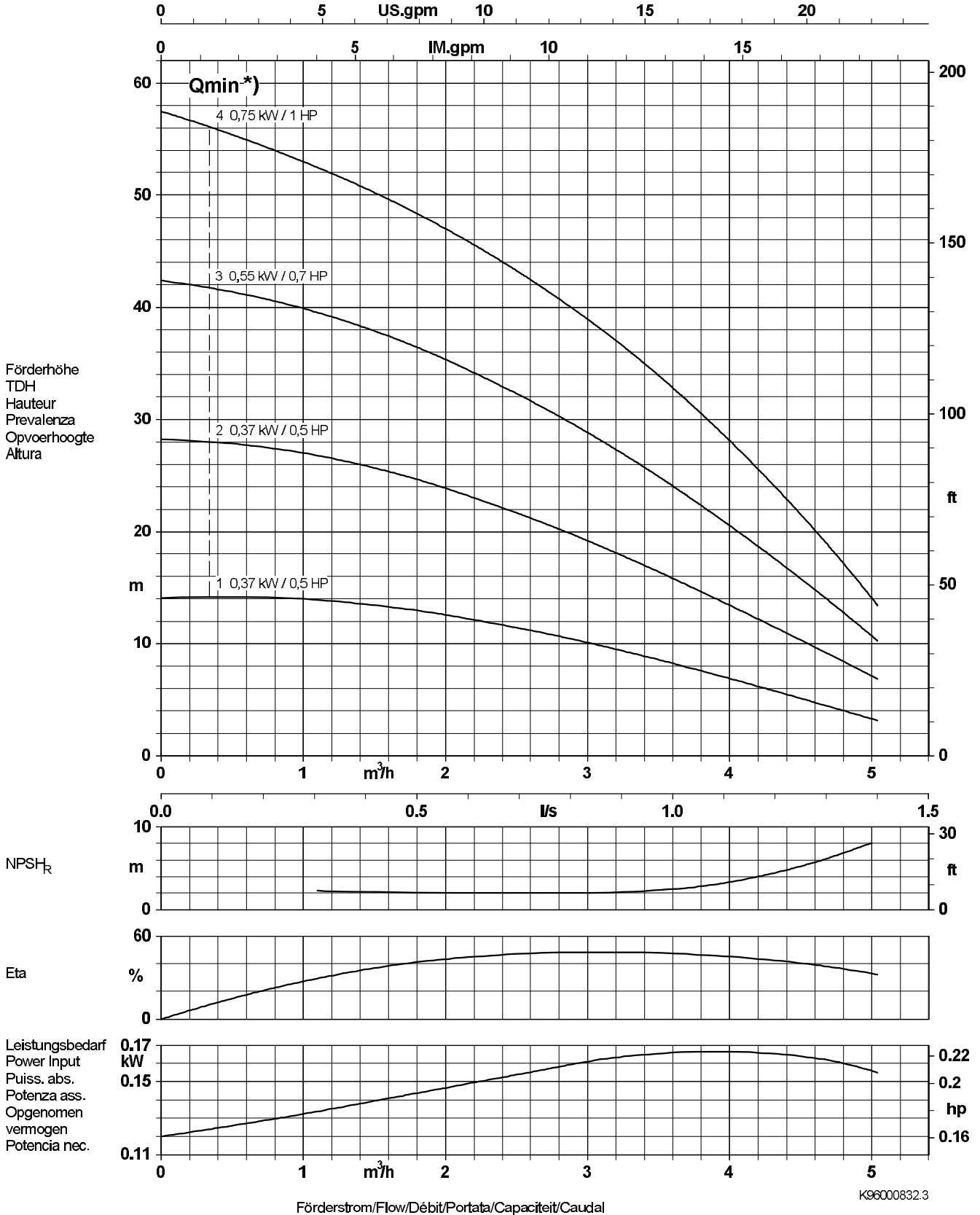
Movitec LHS without motor, for IEC motor

Pump size	Number of stages	Seal code	Motor rating kW	Motor flange	Round flange Movitec LHS	
					Ident No.	kg
2 poles						
Movitec LHS 6	8	17	7.5	EXM-B5-V1	47 111 301	55.1
Movitec LHS 6	10	17	11	EXM-B5-V1	47 111 304	60.2
Movitec LHS 6	12	17	11	EXM-B5-V1	47 111 307	63.2
Movitec LHS 6	14	17	15	EXM-B5-V1	47 111 310	66.2


Movitec LHS without motor, for NEMA motor

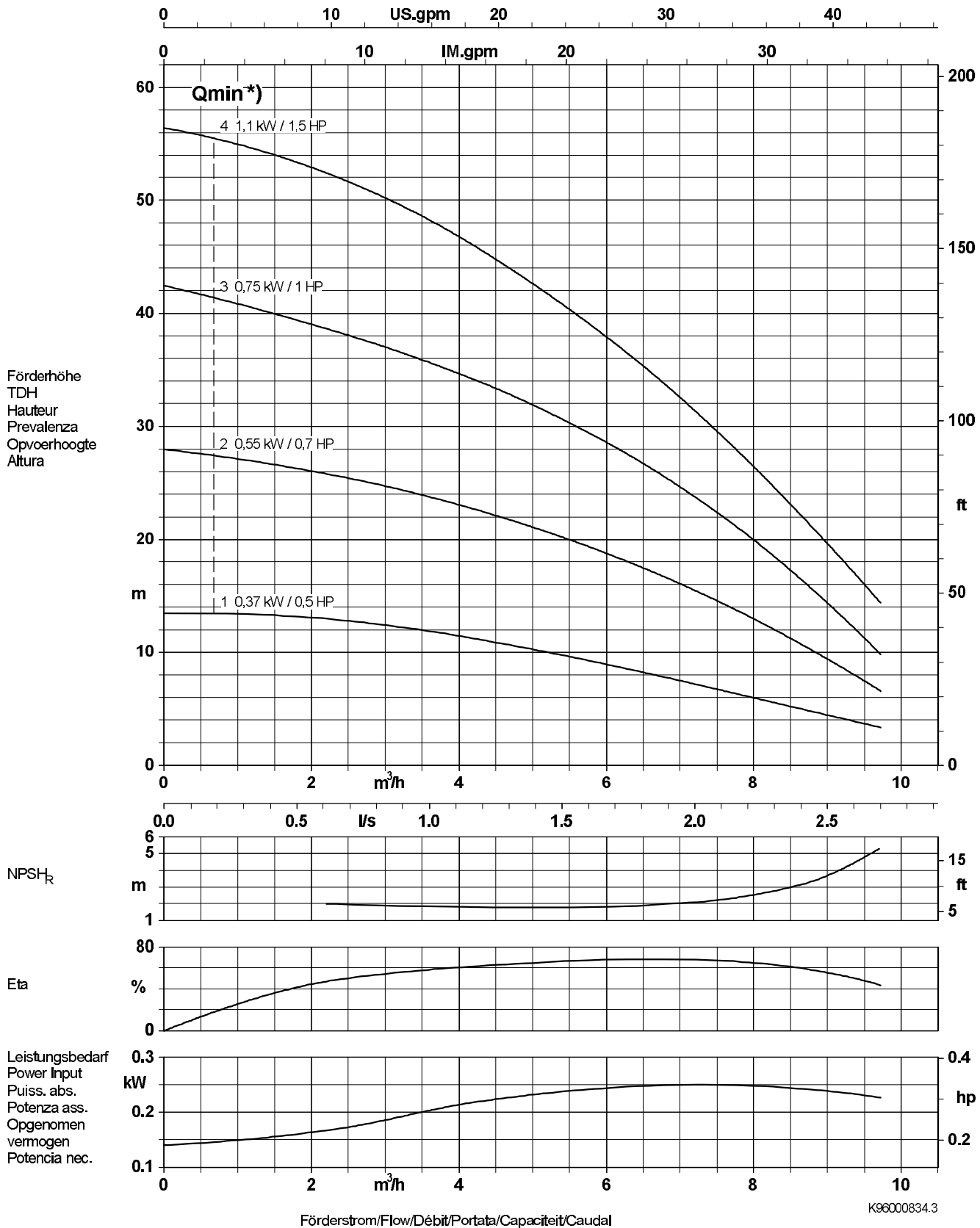
Pump size	Number of stages	Seal code	Motor rating HP	Motor flange	Round flange Movitec LHS	
					Ident No.	kg
2 poles						
Movitec LHS 6	8	17	10	C-FACE, 215TC	47 111 302	55.1
Movitec LHS 6	10	17	15	C-FACE, 215TC	47 111 305	60.2
Movitec LHS 6	12	17	15	C-FACE, 215TC	47 111 308	63.2
Movitec LHS 6	14	17	20	C-FACE, 256TC	47 111 311	66.2

Baureihe-Größe Type-Size Modèle	Tipo Serie Tipo	Nennrehzahl Nom. speed Vitesse nom.	Velocità di rotazione nom. Nominaal toerental Revoluciones nom.	Lauftrad-Ø Impeller Dia. Diamètre de roue	Ø Girante Ø Waaier Ø Rodete	 KSB Aktiengesellschaft 67225 Frankenthal Johann-Klein-Straße 9 67227 Frankenthal
Movitec VE 2		≈ 3500 1/min		92 mm		
Projekt Project Projet	Progetto Projekt Proyecto	Angebots-Nr. Project No. No. de Poffre	Offerta-No. Offerterr. Offerta-No.	Pos.-Nr. Item No. No. de pos.	Pos.-Nr. Positiernr. Pos.-Nr.	




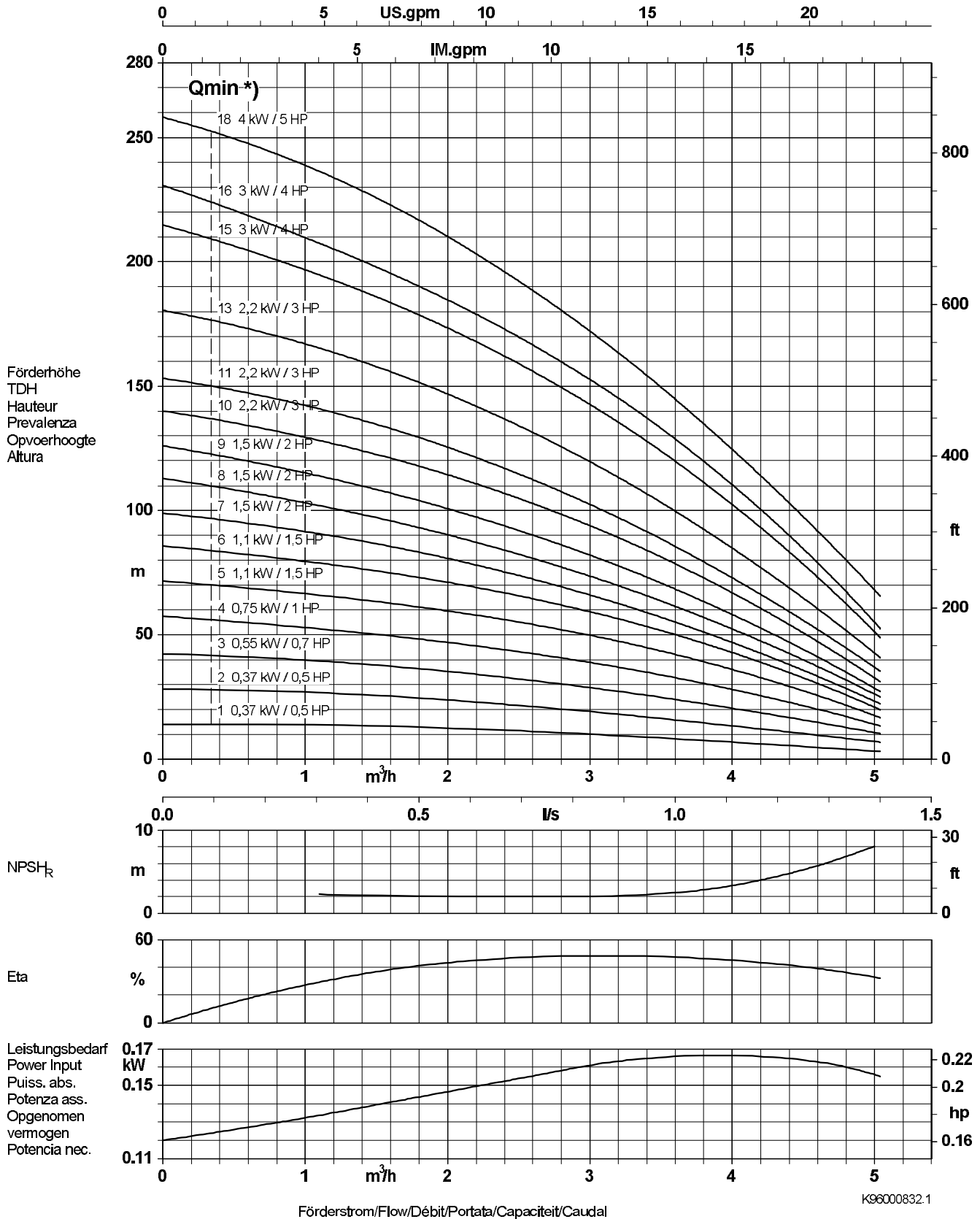
*) Qmin up to 40 °C, temperatures >40 °C see table page 8

Baureihe-Größe Type-Size Modèle	Tipo Serie Tipo	Nennrehzahl Nom. speed Vitesse nom.	Velocità di rotazione nom. Nominaal toerental Revoluciones nom.	Laufrad-Ø Impeller Dia. Diamètre de roue	Ø Girante Ø Waaier Ø Rodete	 KSB Aktiengesellschaft 67225 Frankenthal Johann-Klein-Straße 9 67227 Frankenthal
Movitec VE 4		≈ 3500 1/min		92 mm		
Projekt Project Projet	Progetto Projekt Proyecto	Angebots-Nr. Project No. No. de l'offre	Offerta-No. Offertenr. Offerta-No.	Pos.-Nr. Item No. No. de pos.	Pos.-Nr. Positiennr. Pos.-Nr.	




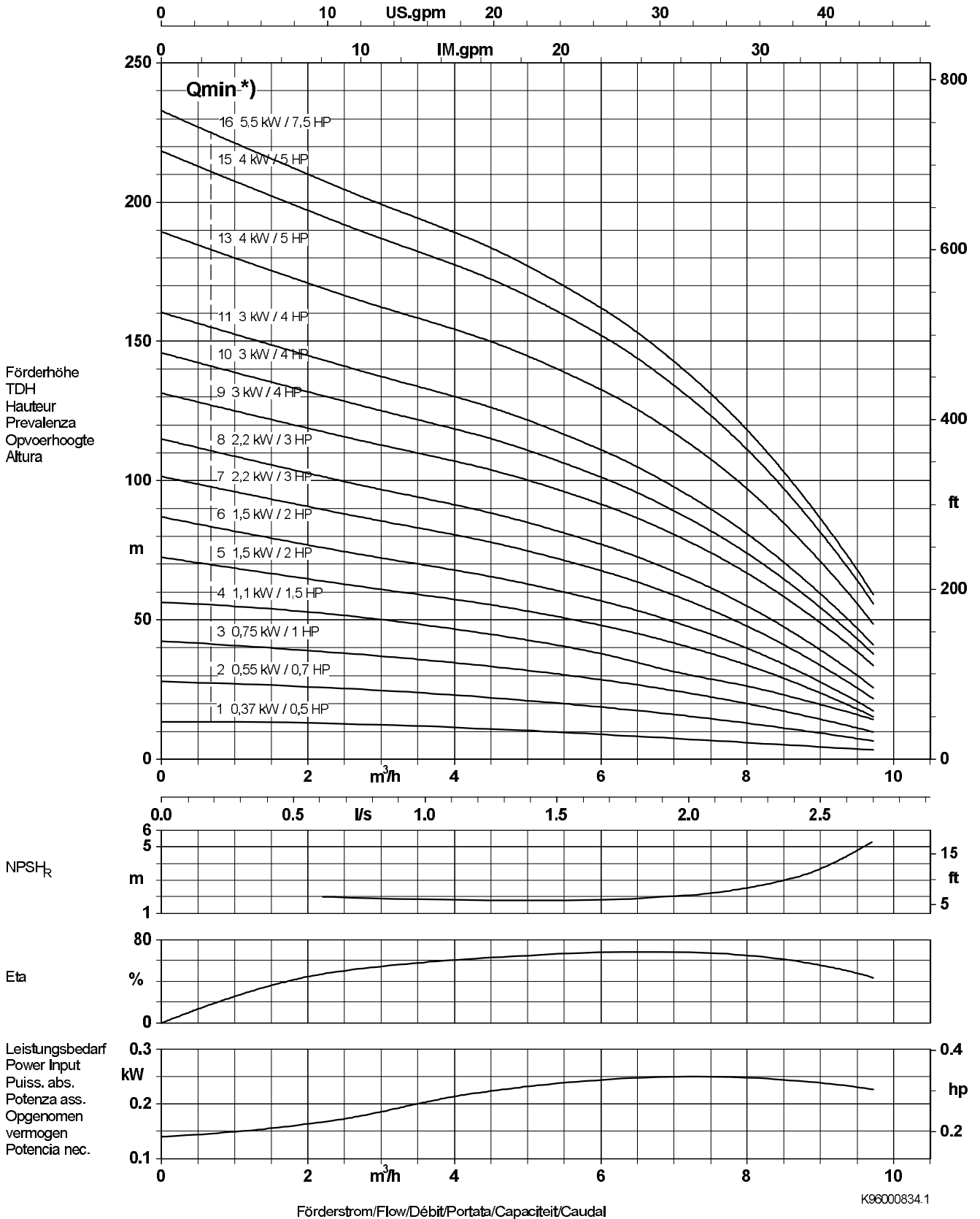
*) Qmin up to 40 °C, temperatures >40 °C see table page 8

Baureihe-Größe Type-Size Modèle	Tipo Serie Tipo	Nenn Drehzahl Nom. speed Vitesse nom.	Velocità di rotazione nom. Nominaal toerental Revoluciones nom.	Lauf rad-Ø Impeller Dia. Diamètre de roue	Ø Girante Ø Waaier Ø Rodete	 KSB Aktiengesellschaft 67225 Frankenthal Johann-Klein-Straße 9 67227 Frankenthal
Movitec V (S) 2		≈ 3500 1/min		92 mm		
Projekt Project Projet	Progetto Projekt Proyecto	Angebots-Nr. Project No. No. de Offre	Offerta-No. Offertenr. Offerta-No.	Pos.-Nr. Item No. No. de pos.	Pos.-Nr. Positiernr. Pos.-Nr.	




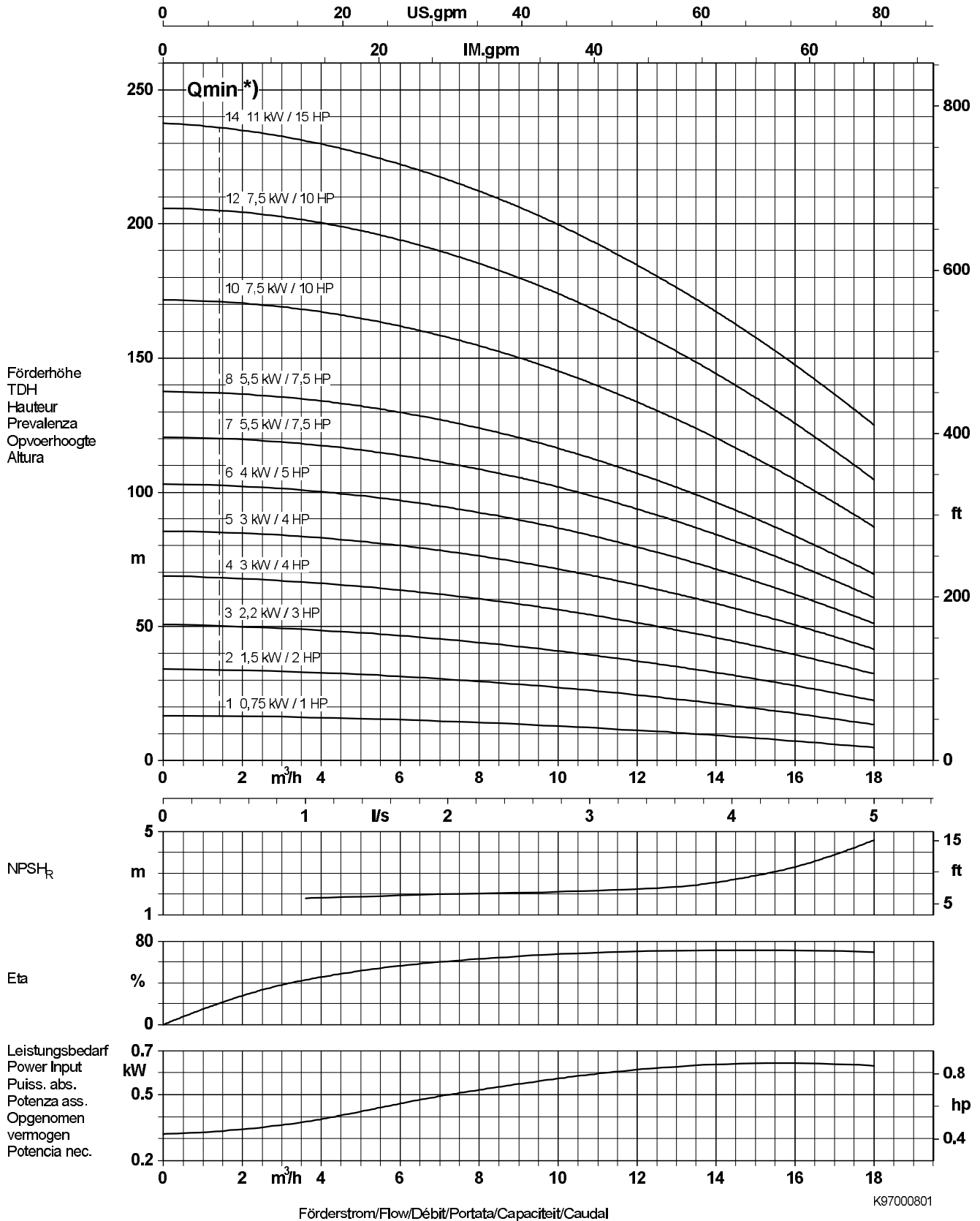
*) Qmin up to 40 °C, temperatures >40 °C see table page 8

Baureihe-Größe Type-Size Modèle	Tipo Serie Tipo	Nennzahl Nom. speed Vitesse nom.	Velocità di rotazione nom. Nominaal toerental Revoluciones nom.	Laufrad-Ø Impeller Dia. Diamètre de roue	Ø Girante Ø Waaier Ø Rodete	 KSB Aktiengesellschaft 67225 Frankenthal Johann-Klein-Straße 9 67227 Frankenthal
Movitec V (S) 4		≈ 3500 1/min		92 mm		
Projekt Project Projet	Progetto Projekt Proyecto	Angebots-Nr. Project No. No. de l'offre	Offerta-No. Offertenr. Offerta-No.	Pos.-Nr. Item No. No. de pos.	Pos.-Nr. Positiennr. Pos.-Nr.	




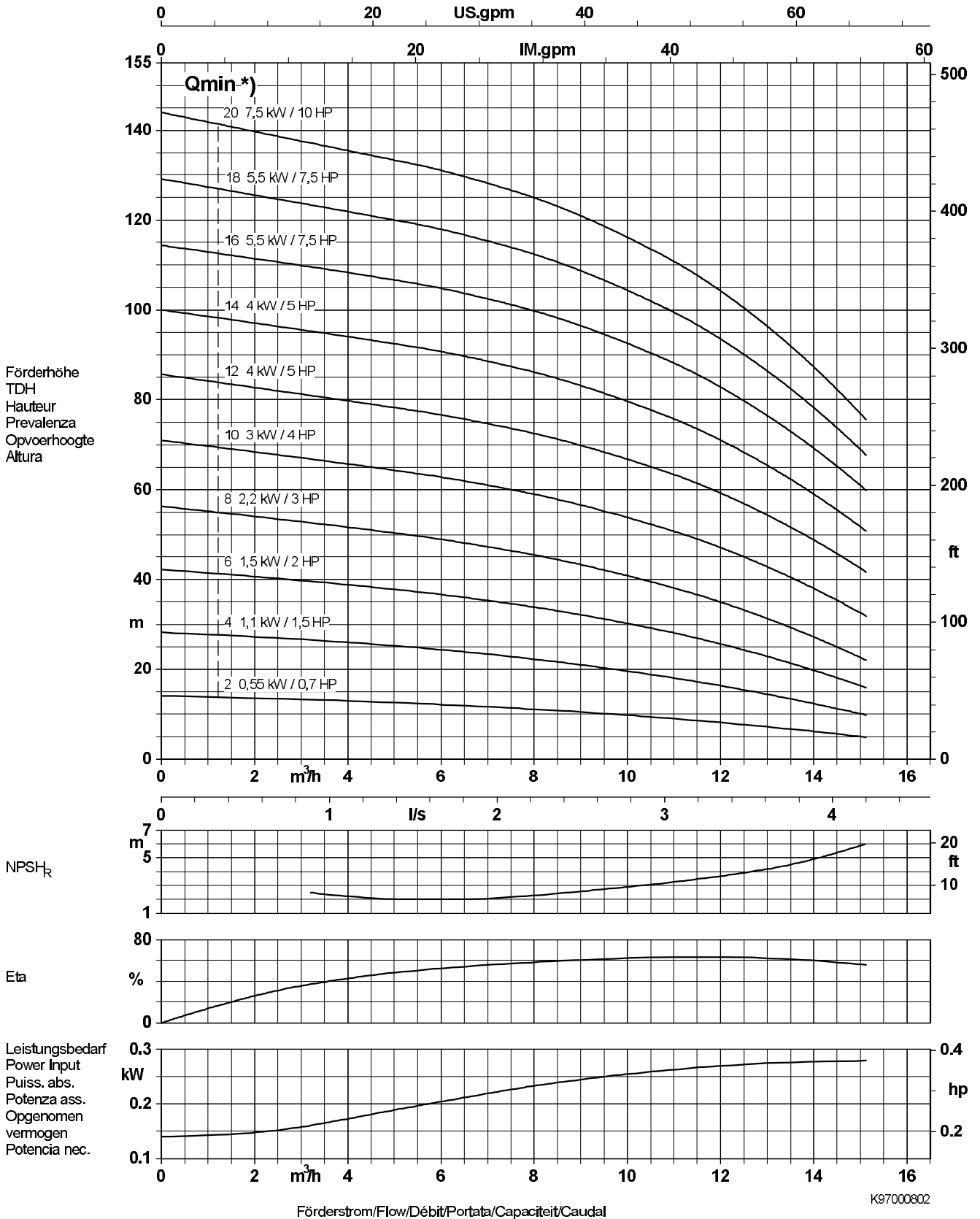
*) Qmin up to 40 °C, temperatures >40 °C see table page 8

Baureihe-Größe Type-Size Modèle	Tipo Serie Tipo	Nennrehzahl Nom. speed Vitesse nom.	Velocità di rotazione nom. Nominaal toerental Revoluciones nom.	Laufrad-ø Impeller Dia. Diamètre de roue	ø Girante ø Waaier ø Rodete	 KSB Aktiengesellschaft 67225 Frankenthal Johann-Klein-Straße 9 67227 Frankenthal
Movitec V (S) 10		≈ 3500 1/min		100 mm		
Projekt Project Projet	Progetto Projekt Proyecto	Angebots-Nr. Project No. No. de l'offre	Offerta-No. Offertenr. Offerta-No.	Pos.-Nr. Item No. No. de pos.	Pos.-Nr. Positiën. Pos.-Nr.	




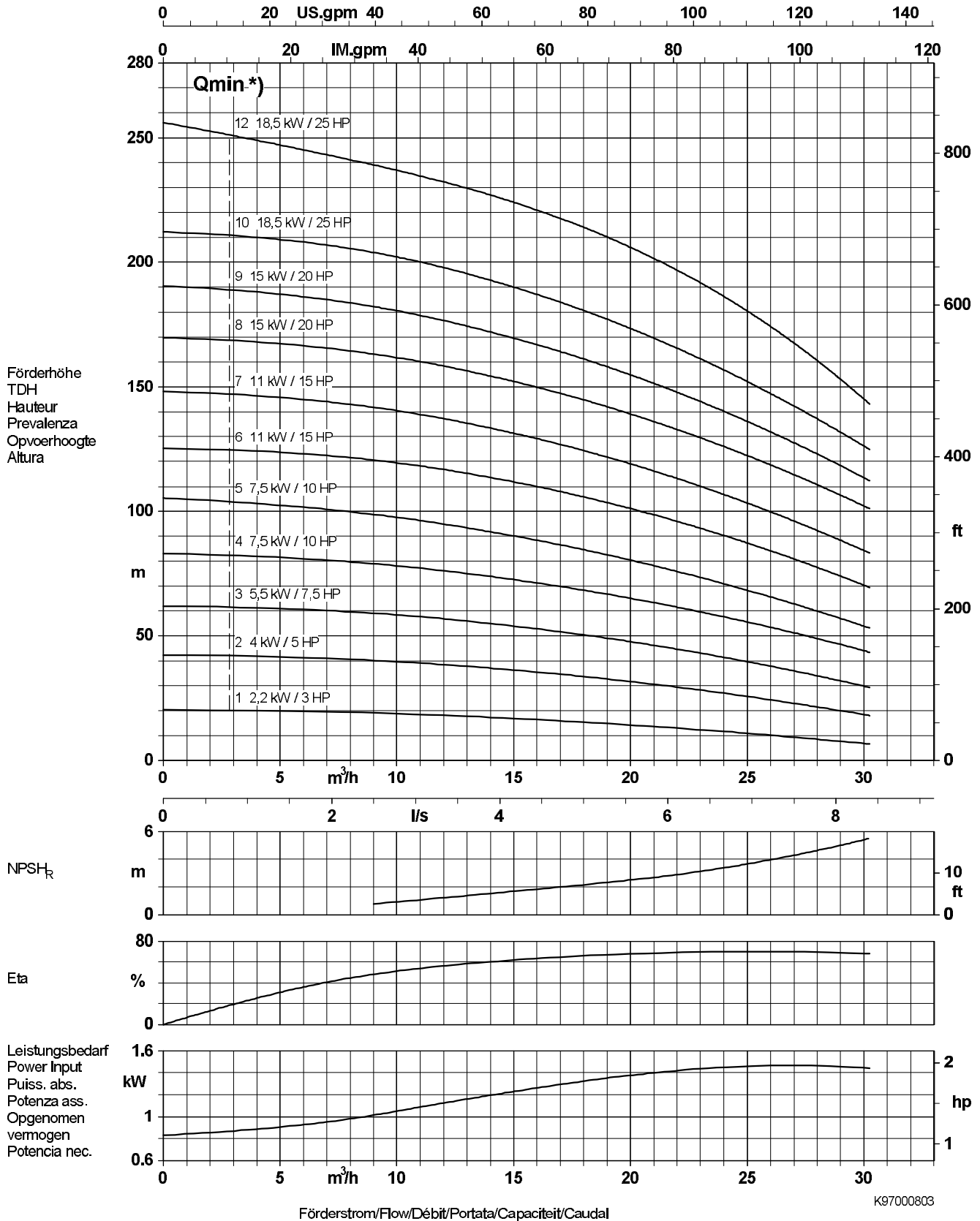
*) Qmin up to 40 °C, temperatures >40 °C see table page 8

Baureihe-Größe Type-Size Modèle	Tipo Serie Tipo	Nenn Drehzahl Nom. speed Vitesse nom.	Velocità di rotazione nom. Nominaal toerental Revoluciones nom.	Lauf rad-Ø Impeller Dia. Diamètre de roue	Ø Girante Ø Waaier Ø Rodete	 KSB Aktiengesellschaft 67225 Frankenthal Johann-Klein-Straße 9 67227 Frankenthal
Movitec V (S) 14		≈ 1750 1/min		131 mm		
Projekt Project Projet	Progetto Projekt Proyecto	Angebots-Nr. Project No. No. de l'offre	Offerta-No. Offertenr. Offerta-No.	Pos.-Nr. Item No. No. de pos.	Pos.-Nr. Positiennr. Pos.-Nr.	




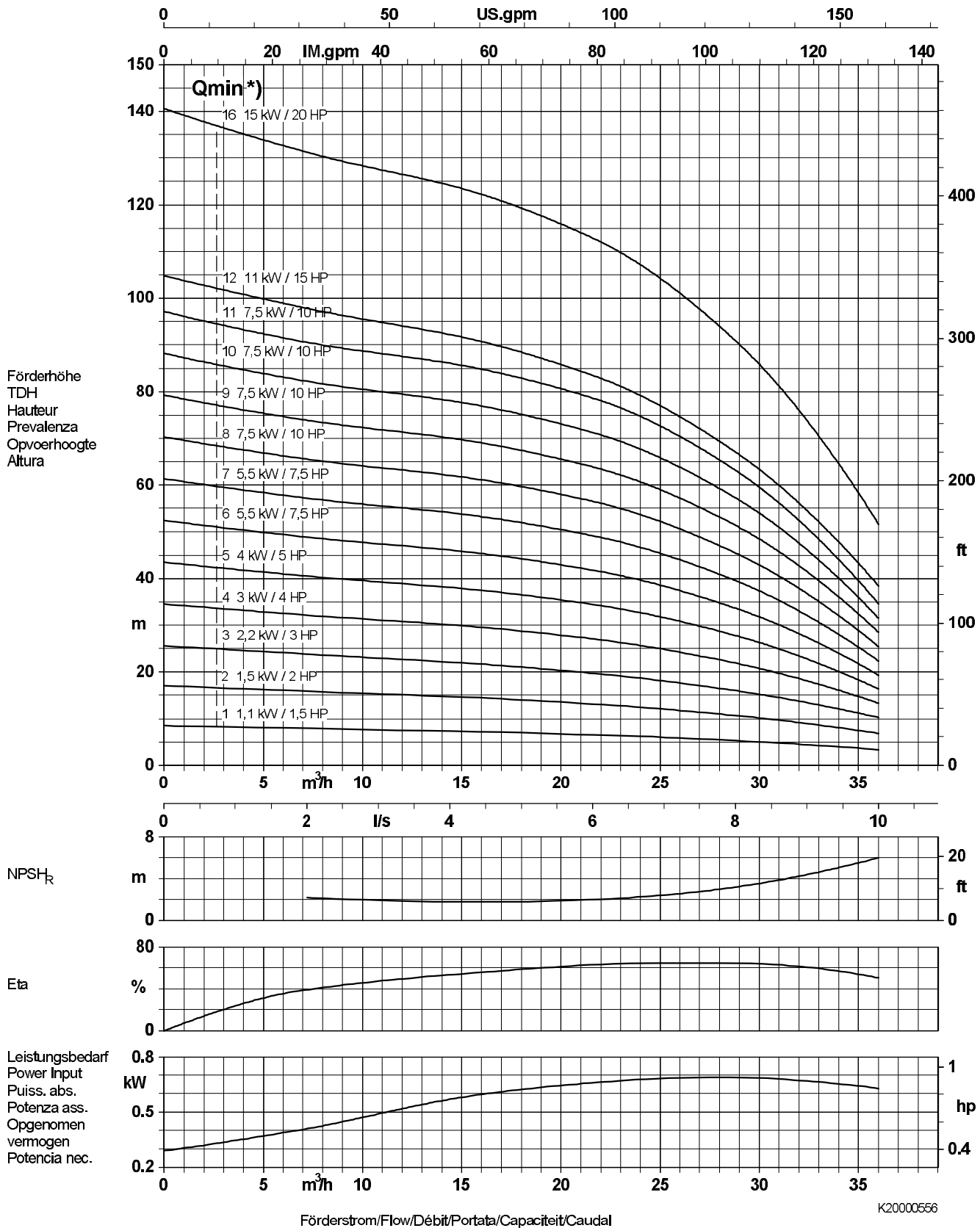
*) Qmin up to 40 °C, temperatures >40 °C see table page 8

Baureihe-Größe Type-Size Modèle	Tipo Serie Tipo	Nennrehzahl Nom. speed Vitesse nom.	Velocità di rotazione nom. Nominaal toerental Revoluciones nom.	Laufrad-ø Impeller Dia. Diamètre de roue	ø Girante ø Waaier ø Rodete	 KSB Aktiengesellschaft 67225 Frankenthal Johann-Klein-Straße 9 67227 Frankenthal
Movitec V (S) 18		≈ 3500 1/min		110 mm		
Projekt Project Projet	Progetto Projekt Proyecto	Angebots-Nr. Project No. No. de l'offre	Offerta-No. Offertenr. Offerta-No.	Pos.-Nr. Item No. No. de pos.	Pos.-Nr. Positiën. Pos.-Nr.	




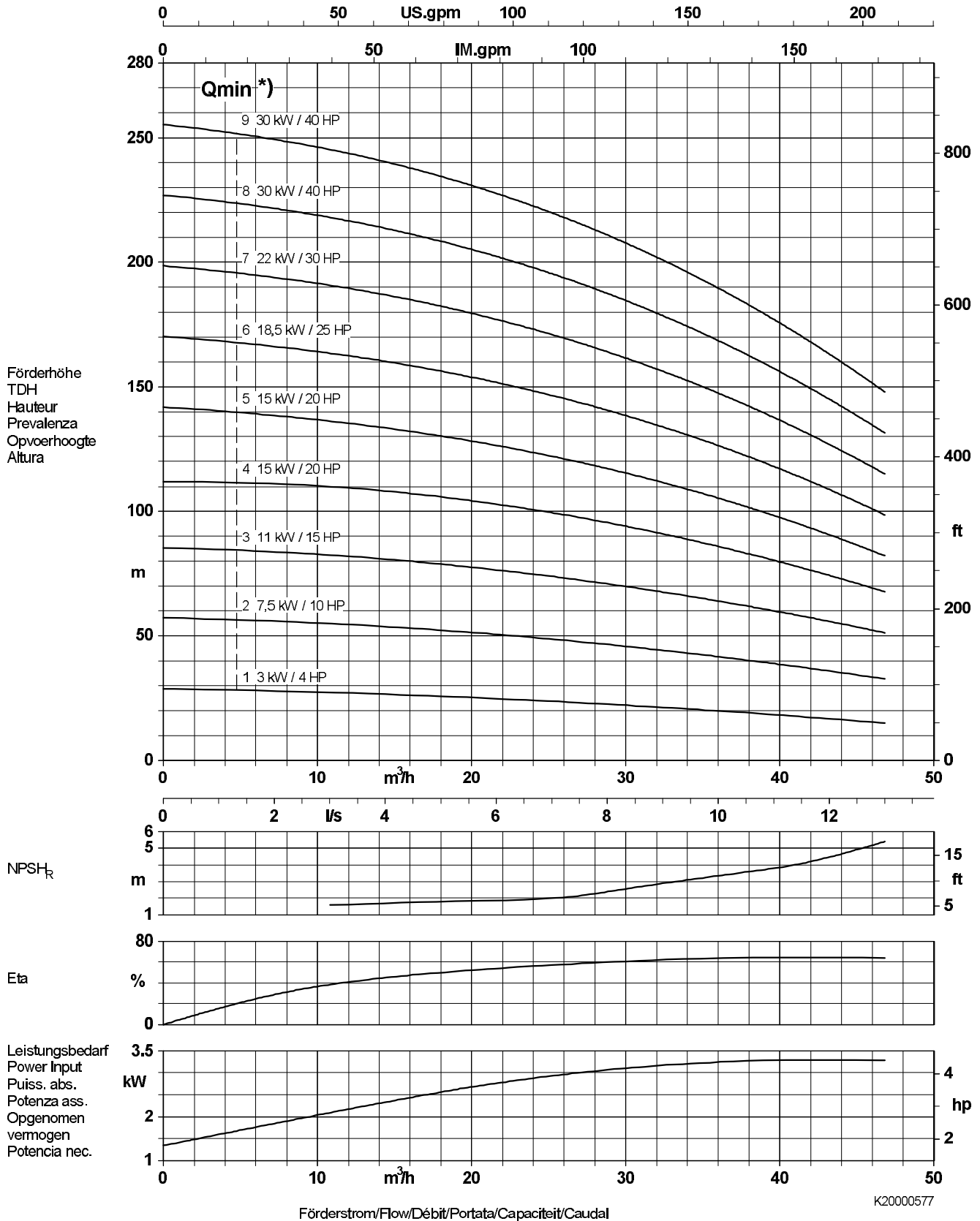
*) Qmin up to 40 °C, temperatures >40 °C see table page 8

Baureihe-Größe Type-Size Modèle	Tipo Serie Tipo	Nenn Drehzahl Nom. speed Vitesse nom.	Velocità di rotazione nom. Nominaal toerental Revoluciones nom.	Lauf rad-Ø Impeller Dia. Diamètre de roue	Ø Girante Ø Waaier Ø Rodete	 KSB Aktiengesellschaft 67225 Frankenthal Johann-Klein-Straße 9 67227 Frankenthal
Movitec V (S) F 24		≈ 1750 1/min		145 mm		
Projekt Project Projet	Progetto Projekt Proyecto	Angebots-Nr. Project No. No. de l'offre	Offerta-No. Offertenr. Offerta-No.	Pos.-Nr. Item No. No. de pos.	Pos.-Nr. Positiennr. Pos.-Nr.	




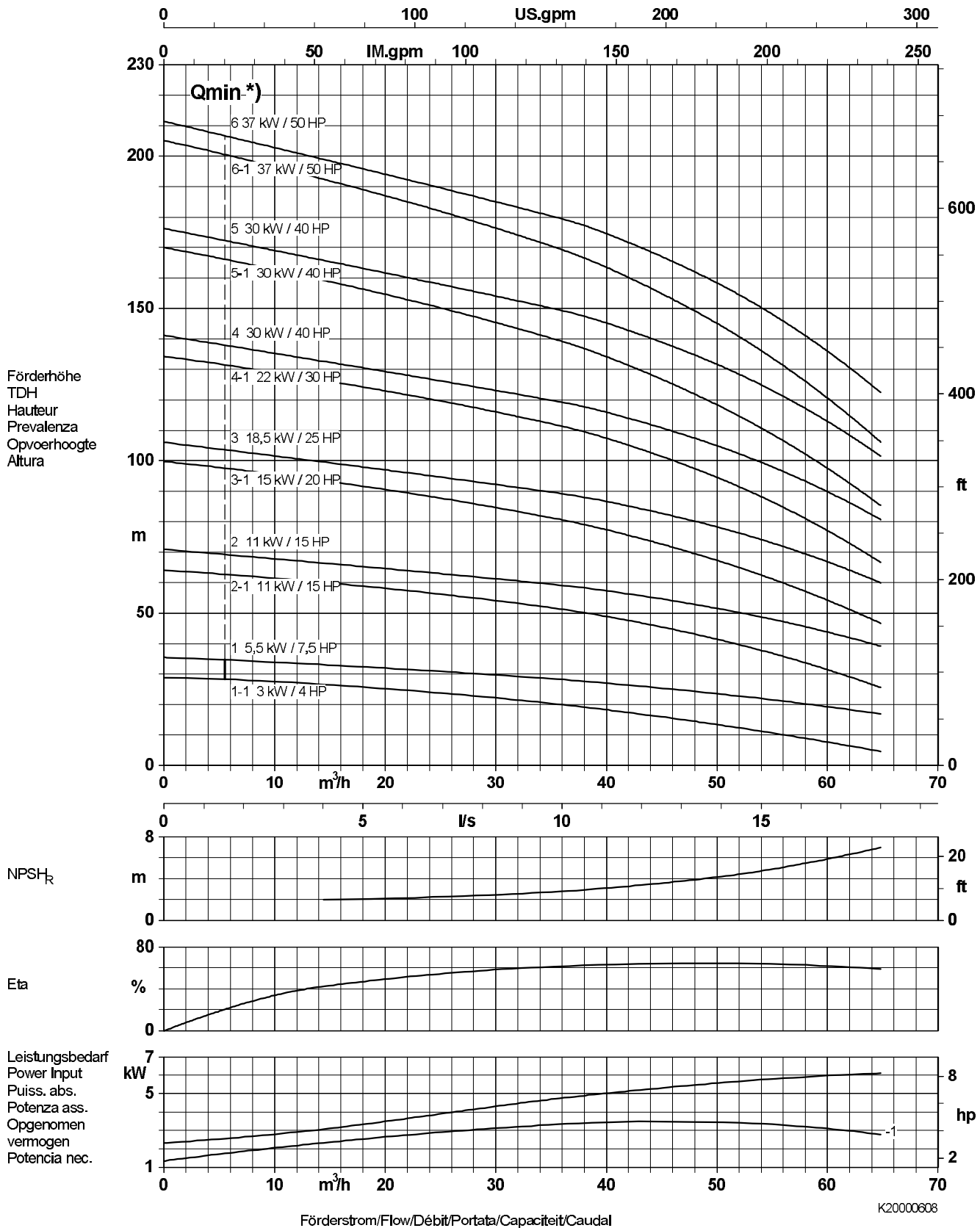
*) Qmin up to 40 °C, temperatures >40 °C see table page 8

Baureihe-Größe Type-Size Modèle	Tipo Serie Tipo	Nenn Drehzahl Nom. speed Vitesse nom.	Velocità di rotazione nom. Nominaal toerental Revoluciones nom.	Lauf rad- ϕ Impeller Dia. Diamètre de roue	ϕ Girante ϕ Waaier ϕ Rodete	 KSB Aktiengesellschaft 67225 Frankenthal Johann-Klein-Straße 9 67227 Frankenthal
Movitec V (S) F 32		≈ 3500 1/min		132 mm		
Projekt Project Projet	Progetto Projekt Proyecto	Angebots-Nr. Project No. No. de l'offre	Offerta-No. Offertenr. Offerta-No.	Pos.-Nr. Item No. No. de pos.	Pos.-Nr. Positiën. Pos.-Nr.	




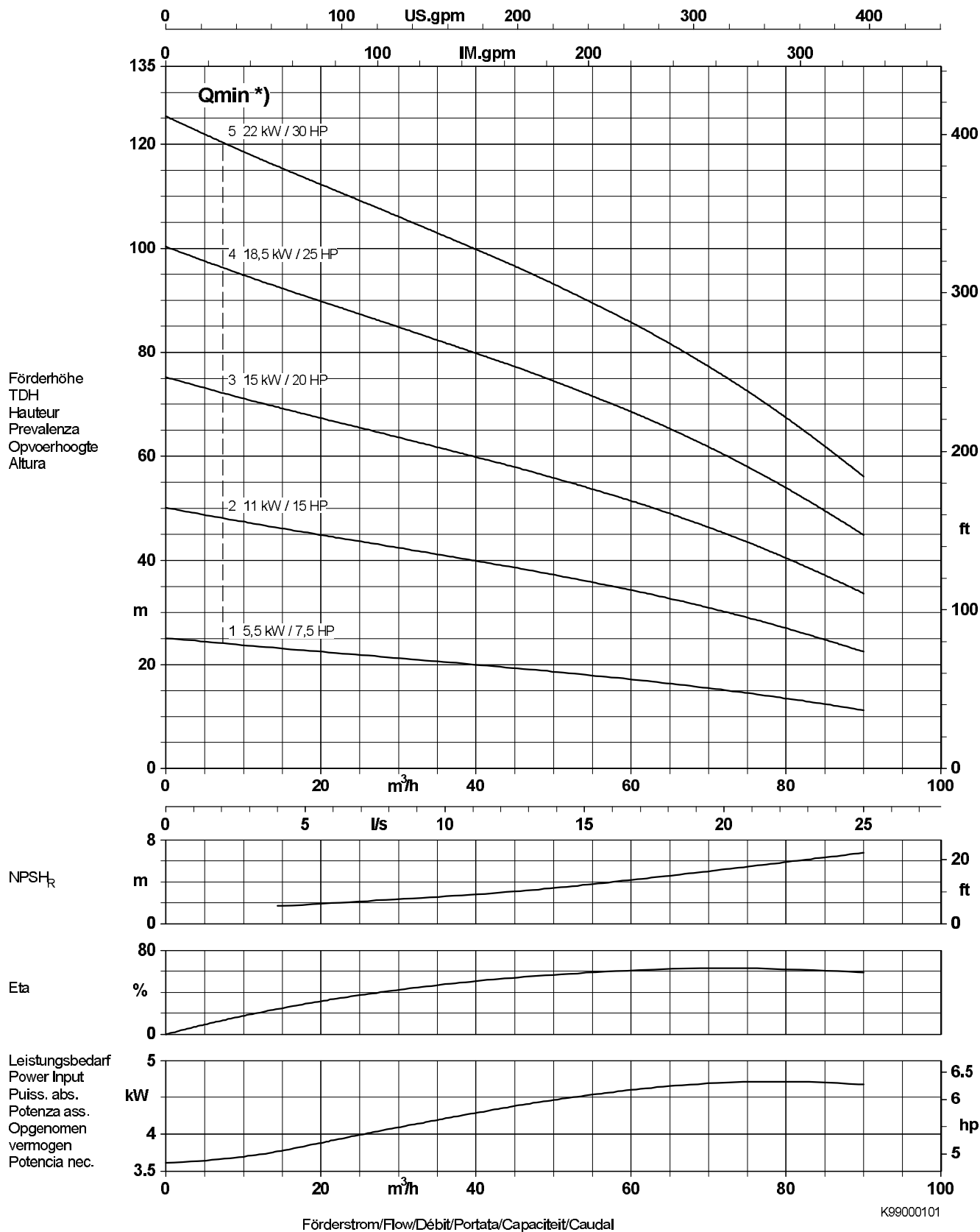
*) Qmin up to 40 °C, temperatures >40 °C see table page 8

Baureihe-Größe Type-Size Modèle	Tipo Serie Tipo	Nenn Drehzahl Nom. speed Vitesse nom.	Velocità di rotazione nom. Nominaal toerental Revoluciones nom.	Lauf rad-Ø Impeller Dia. Diamètre de roue	Ø Girante Ø Waaier Ø Rodete	 KSB Aktiengesellschaft Johann-Klein-Straße 9 67227 Frankenthal
Movitec V (S) F 45		≈ 3500 1/min		145 mm		
Projekt Project Projet	Progetto Projekt Proyecto	Angebots-Nr. Project No. No. de l'offre	Offerta-No. Offertenr. Offerta-No.	Pos.-Nr. Item No. No. de pos.	Pos.-Nr. Positiennr. Pos.-Nr.	




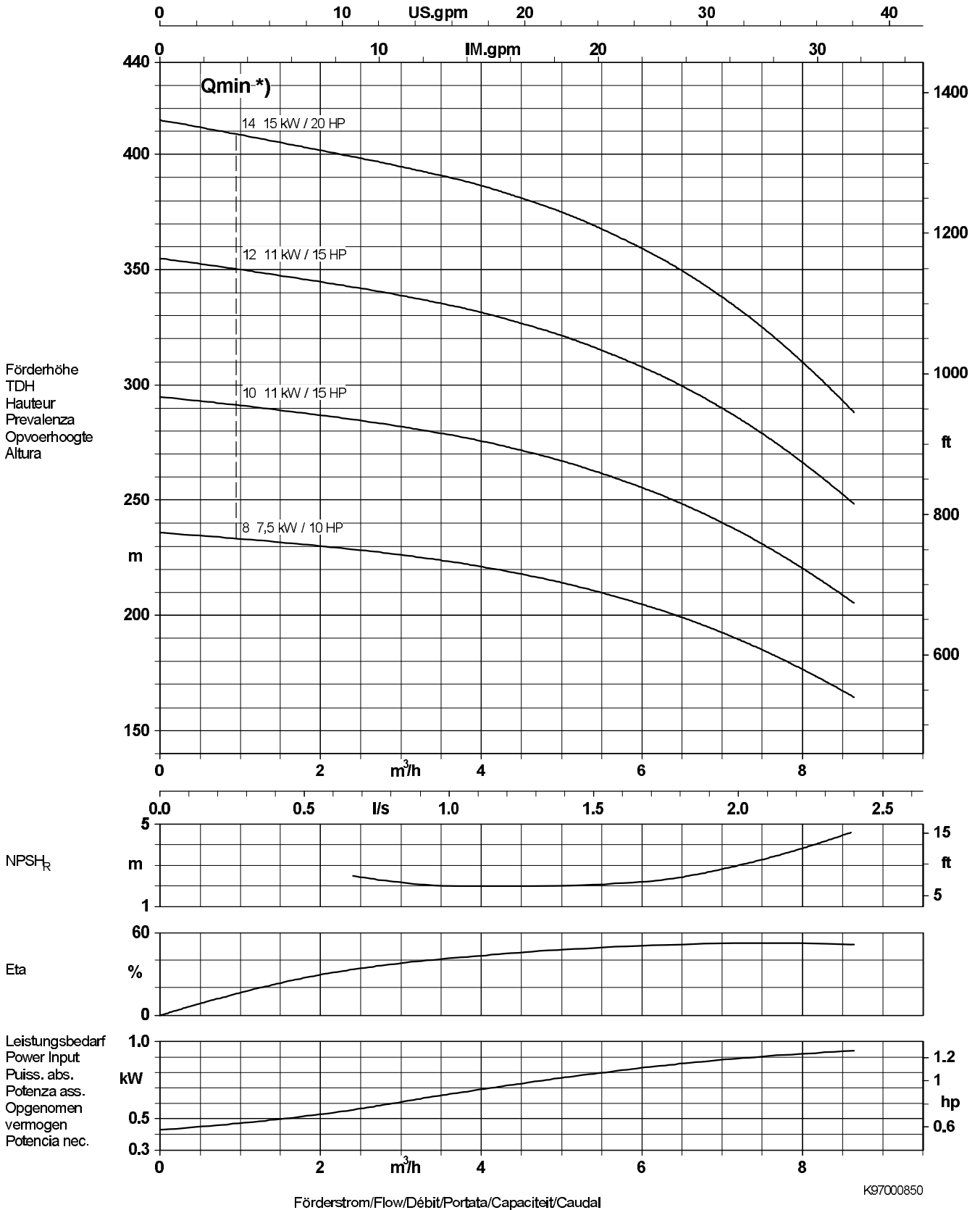
*) Qmin up to 40 °C, temperatures >40 °C see table page 8

Baureihe-Größe Type-Size Modèle	Tipo Serie Tipo	Nennrehzahl Nom. speed Vitesse nom.	Velocità di rotazione nom. Nominaal toerental Revoluciones nom.	Laufrad-ø Impeller Dia. Diamètre de roue	ø Girante ø Waaier ø Rodete	 KSB Aktiengesellschaft 67225 Frankenthal Johann-Klein-Straße 9 67227 Frankenthal
Movitec V (C/S) F 65		≈ 3500 1/min		126/131 mm		
Projekt Project Projet	Progetto Projekt Proyecto	Angebots-Nr. Project No. No. de l'offre	Offerta-No. Offertenr. Offerta-No.	Pos.-Nr. Item No. No. de pos.	Pos.-Nr. Positiën. Pos.-Nr.	



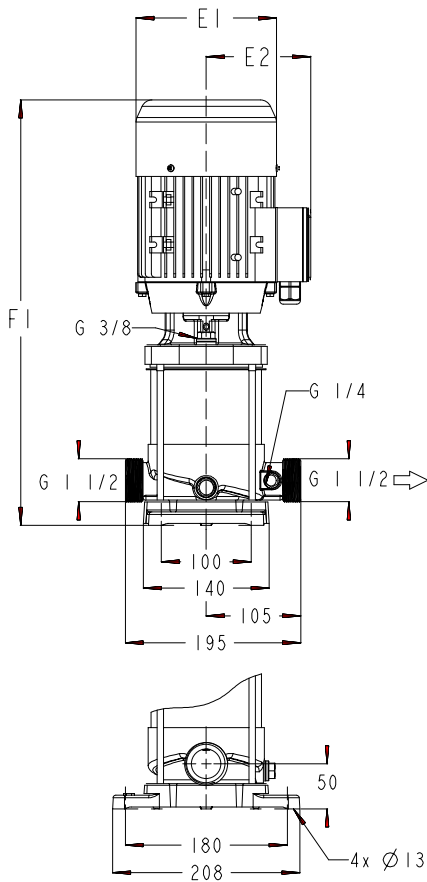
*) Qmin up to 40 °C, temperatures >40 °C see table page 8

Baureihe-Größe Type-Size Modèle	Tipo Serie Tipo	Nenn Drehzahl Nom. speed Vitesse nom.	Velocità di rotazione nom. Nominaal toerental Revoluciones nom.	Lauf rad- \varnothing Impeller Dia. Diamètre de roue	\varnothing Girante \varnothing Waaier \varnothing Rodete	 KSB Aktiengesellschaft 67225 Frankenthal Johann-Klein-Straße 9 67227 Frankenthal
Movitec LHS 6		≈ 3500 1/min		131 mm		
Projekt Project Projet	Progetto Projekt Proyecto	Angebots-Nr. Project No. No. de l'offre	Offerta-No. Offertenr. Offerta-No.	Pos.-Nr. Item No. No. de pos.	Pos.-Nr. Positiennr. Pos.-Nr.	



*) Qmin up to 40 °C, temperatures >40 °C see table page 8

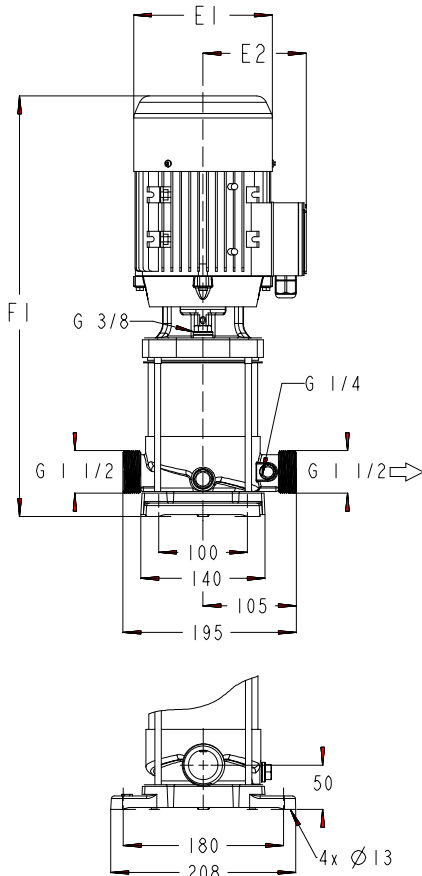
Dimension Tables
Movitec VE 2 3500 1/min



VE 2			
No. of stages	E1	E2	F1
1	134	107	413
2	134	107	413
3	134	107	458
4	150	115	470

Dimensions in mm

Movitec VE 4 3500 1/min



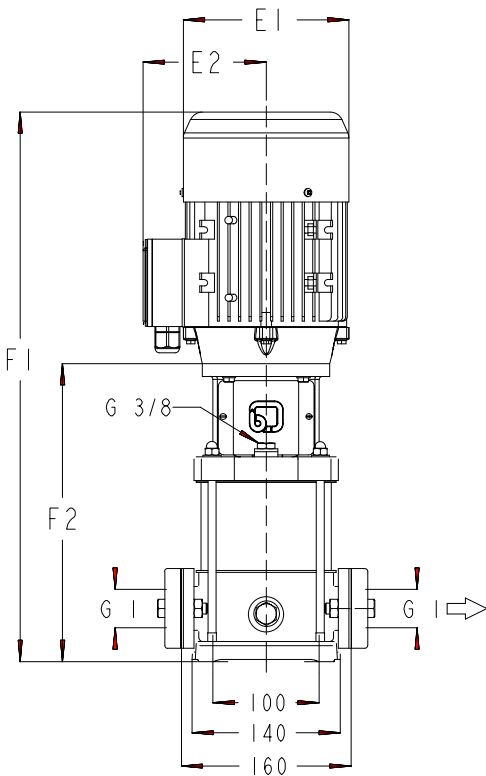
VE 4			
No. of stages	E1	E2	F1
1	134	107	413
2	134	107	437
3	150	115	449
4	150	115	500

Dimensions in mm

Terminal Box Position for all pump sizes see page 57

Dimension Tables

Movitec V 2 3500 1/min



V 2 No. of stages	E1	E2	Oval flange Victaulic flange		Round flange	
			F1	F2	F1	F2
1	134	107	451	232	476	257
2	134	107	451	232	476	257
3	134	107	496	253	521	278
4	150	115	518	284	543	309
5	150	115	569	305	594	330
6	150	115	590	326	615	351
7	176	136	632	357	657	382
8	176	136	653	378	678	403
9	176	136	674	399	699	424
10	176	136	695	420	720	445
11	176	136	716	441	741	466
13	176	136	758	483	783	508
15	194	147	851	535	876	560
16	194	147	872	556	897	581
18	233	162	922	598	947	623

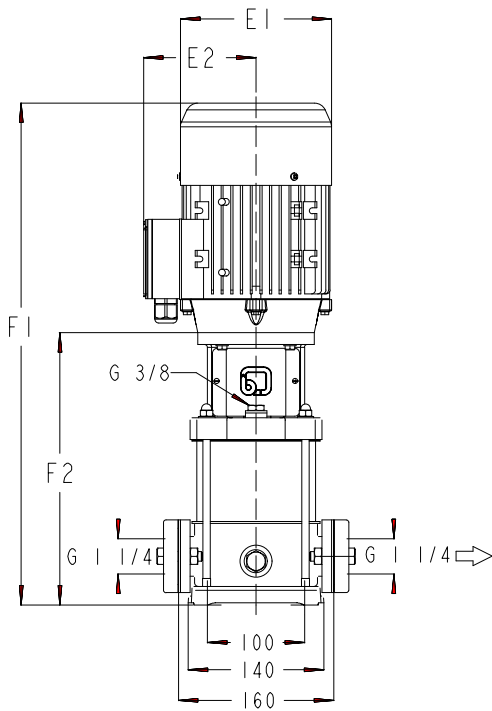
Dimensions in mm

Flange Variants

Oval flange PN 16 Movitec V(S)	Round flange PN 25 Movitec V(S) F	Victaulic PN 25 Movitec V(S) V

Terminal Box Position for all pump sizes see page 57

Dimension Tables
Movitec V 4 3500 1/min



V 4 No. of stages	E1	E2	Oval flange Victaulic		Round flange	
			F1	F2	F1	F2
1	134	107	451	232	476	257
2	134	107	475	232	500	257
3	150	115	497	263	522	288
4	150	115	548	284	573	309
5	176	136	590	315	615	340
6	176	136	611	336	636	361
7	176	136	632	357	657	382
8	176	136	653	378	678	403
9	194	147	725	409	750	434
10	194	147	746	430	771	455
11	194	147	767	451	792	476
13	233	162	817	493	842	518
15	233	162	859	535	884	560
16	233	162	885	556	910	581

Dimensions in mm

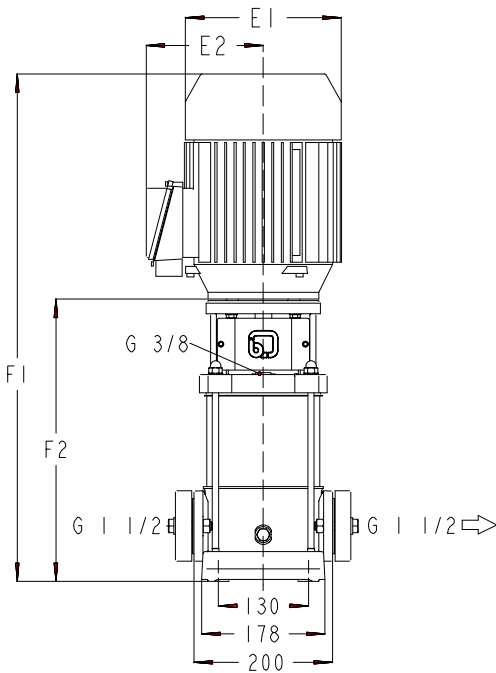
Flange Variants

Oval flange PN 16 Movitec V(S)	Round flange PN 25 Movitec V(S) F	Victaulic PN 25 Movitec V(S) V

Terminal Box Position for all pump sizes see page 57

Dimension Tables

Movitec V 10 3500 1/min



V 10				
No. of stages	E1	E2	F1	F2
1	150	115	556	322
2	176	136	607	332
3	176	136	634	359
4	194	147	712	396
5	194	147	739	423
6	233	162	774	450
7	233	162	826	497
8	233	162	853	524
10	233	162	935	578
12	233	162	989	632
14	315	206	1218	716

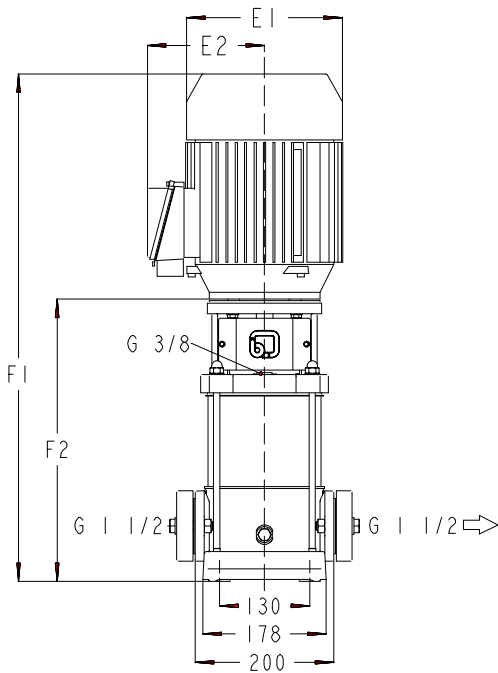
Dimensions in mm

Flange Variants

Oval flange PN 16 Movitec V(S)	Round flange PN 25 Movitec V(S) F	Victaulic PN 25 Movitec V(S) V

Terminal Box Position for all pump sizes see page 57

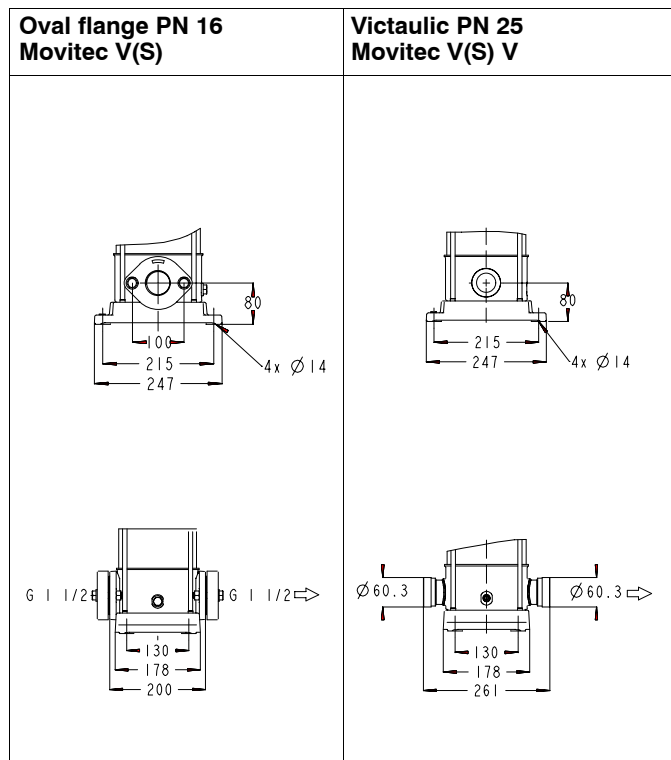
Dimension Tables
Movitec V 14 1750 1/min



V 14				
No. of stages	E1	E2	F1	F2
2	156	119	558	322
4	173	112	643	386
6	173	136	720	440
8	200	151	817	504
10	198	150	872	558
12	225	168	935	612
14	225	168	989	666
16	255	181	1100	740
18	255	181	1154	794
20	255	181	1248	848

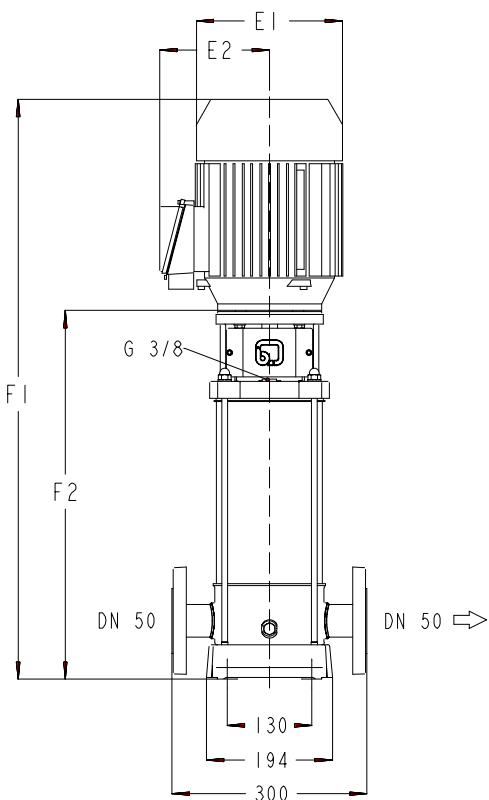
Dimensions in mm

Flange Variants



Terminal Box Position for all pump sizes see page 57

Dimension Tables
Movitec V 18 3500 1/min



V 18				
No. of stages	E1	E2	F1	F2
1	176	136	632	357
2	233	162	691	367
3	233	162	750	421
4	233	162	813	456
5	233	162	847	490
6	315	206	1057	555
7	315	206	1091	589
8	315	206	1126	624
9	315	206	1160	658
10	315	206	1239	693
12	315	206	1308	762

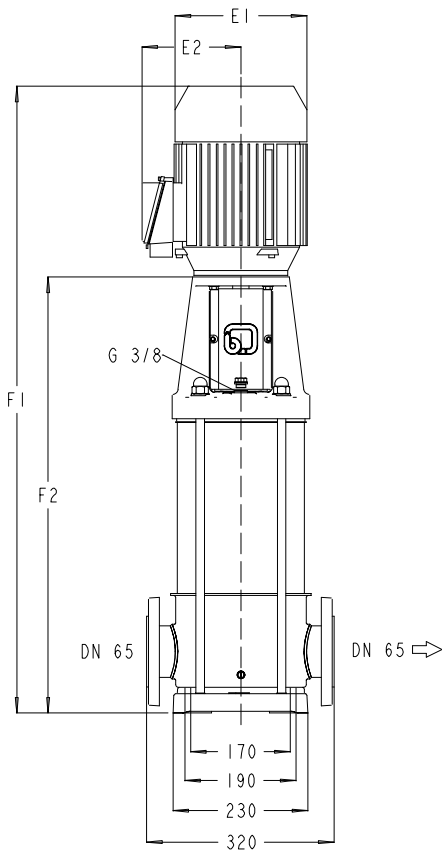
Dimensions in mm

Flange Variants

Oval flange PN 16 Movitec V(S)	Round flange PN 25 Movitec V(S) F	Victaulic PN 25 Movitec V(S) V
<p>Technical drawing of the Oval flange PN 16 Movitec V(S). It shows two views: a top view and a side view. The top view has dimensions 100, 215, and 247. The side view has dimensions 130, 178, and 200. Two connection points are labeled G 2.</p>	<p>Technical drawing of the Round flange PN 25 Movitec V(S) F. It shows two views: a top view and a side view. The top view has dimensions 165, 125, and 100. The side view has dimensions 215 and 270. There are four holes labeled 4x Ø 18 and 4x Ø 14. A dimension of 90 is also shown.</p>	<p>Technical drawing of the Victaulic PN 25 Movitec V(S) V. It shows two views: a top view and a side view. The top view has dimensions 215 and 270. The side view has a dimension of 90. There are four holes labeled 4x Ø 14. Two connection points are labeled Ø 60.3.</p>

Terminal Box Position for all pump sizes see page 57

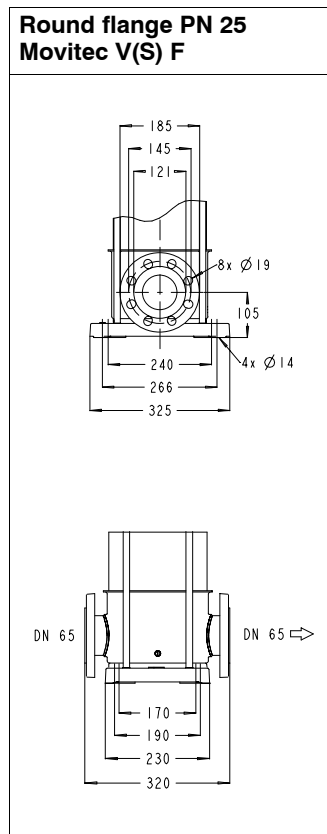
Dimension Tables
Movitec VF 24 1750 1/min



VF 24				
No. of stages	E1	E2	F1	F2
1	176	136	738	458
2	176	136	786	506
3	194	147	871	555
4	194	147	919	603
5	233	162	976	652
6	266	179	1103	720
7	266	179	1152	769
8	266	179	1238	817
9	266	179	1287	866
10	266	179	1335	914
11	266	179	1384	963
12	312	230	1553	1116
16	312	230	1787	1310

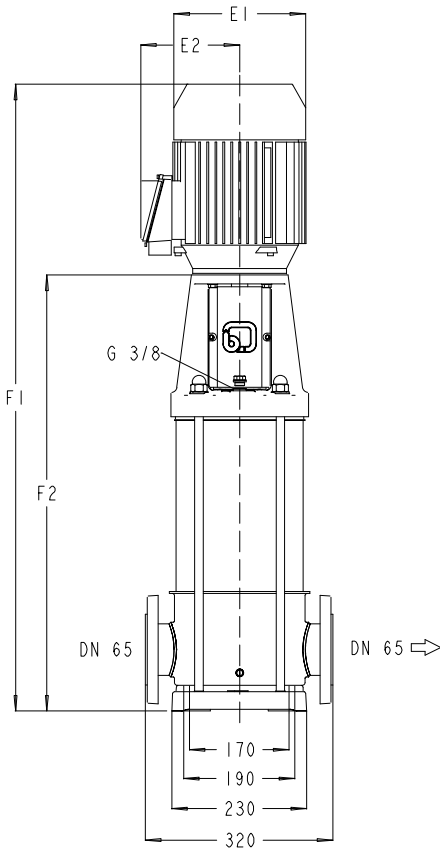
Dimensions in mm

Flange Variants



Terminal Box Position for all pump sizes see page 57

Dimension Tables
Movitec VF 32 3500 1/min

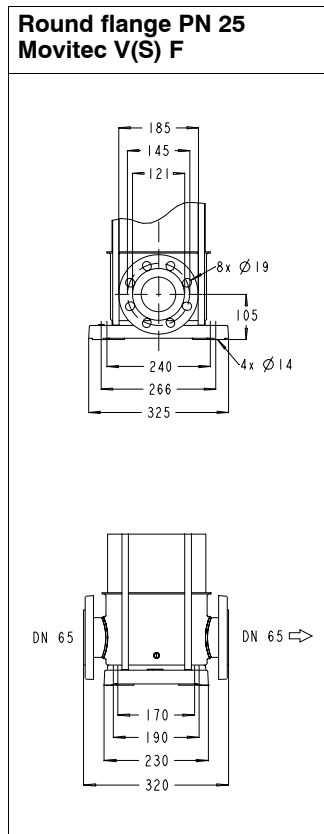


VF 32				
No. of stages	E1	E2	F1	F2
1	194	147	774	458
2	233	162	883	526
3	315	206	1182	680
4	315	206	1230	728
5	315	206	1279	777
6	315	206	1371	825
7	350	225	1469	874
8	398	323	1592	922
9	398	323	1641	971

Dimensions in mm

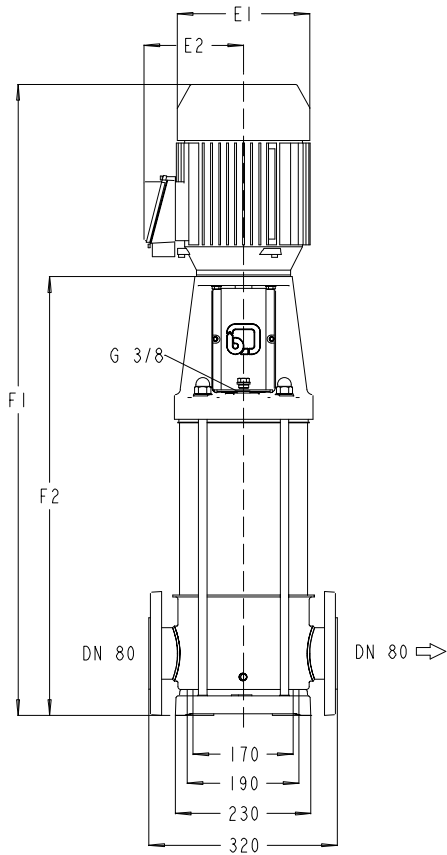
Flange Variants

Round flange PN 25
Movitec V(S) F



Terminal Box Position for all pump sizes see page 57

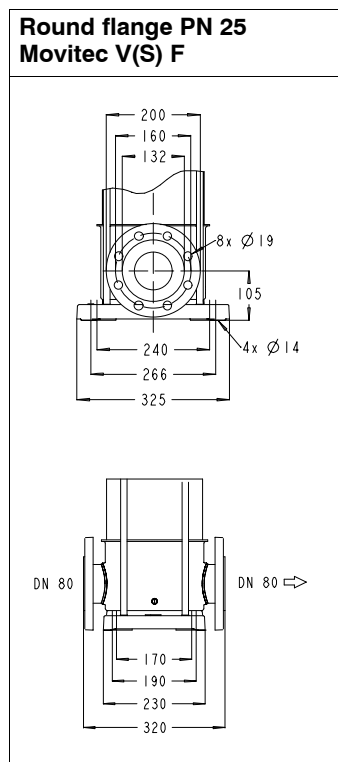
Dimension Tables
Movitec VF 45 3500 1/min



VF 45				
No. of stages	E1	E2	F1	F2
1-1	194	147	774	458
1	233	162	807	478
2-1	315	206	1133	631
2	315	206	1133	631
3-1	315	206	1182	680
3	315	206	1226	680
4-1	350	225	1323	728
4	398	323	1398	728
5-1	398	323	1447	777
5	398	323	1447	777
6-1	398	323	1495	825
6	398	323	1495	825

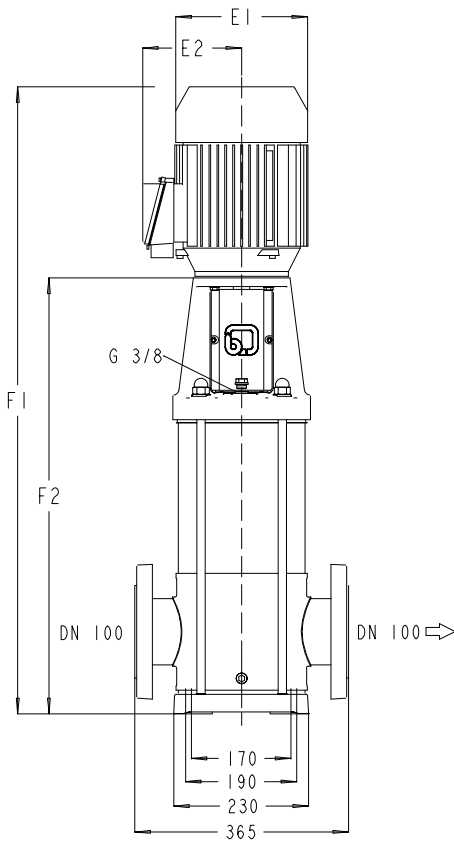
Dimensions in mm

Flange Variants



Terminal Box Position for all pump sizes see page 57

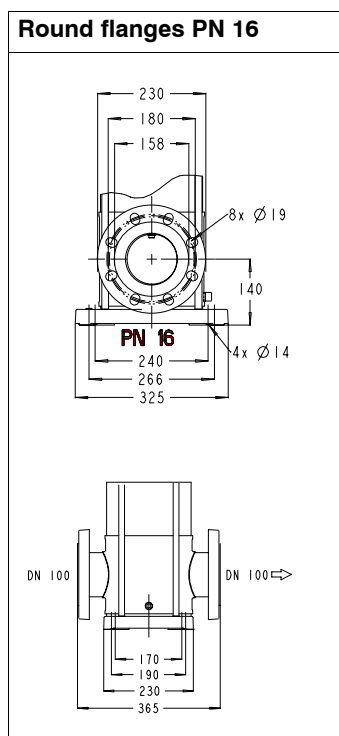
Dimension Tables
Movitec VF 65 3500 1/min



VF 65	No. of stages	E1	E2	Round flanges PN 16	
				F1	F2
	1	233	162	919	590
	2	315	206	1211	709
	3	315	206	1300	798
	4	315	206	1433	887
	5	350	225	1571	976

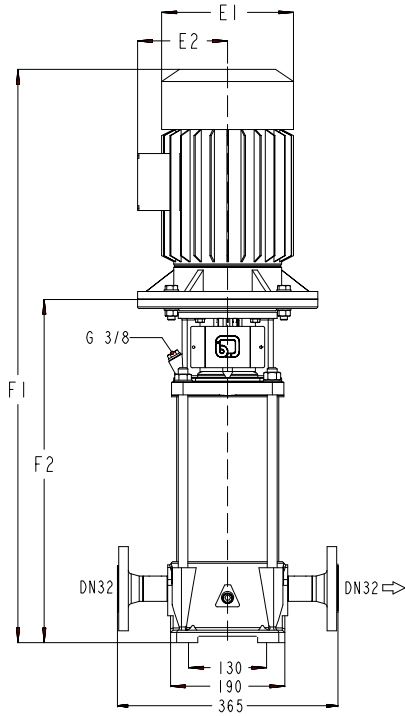
Dimensions in mm

Flange Variants



Terminal Box Position for all pump sizes see page 57

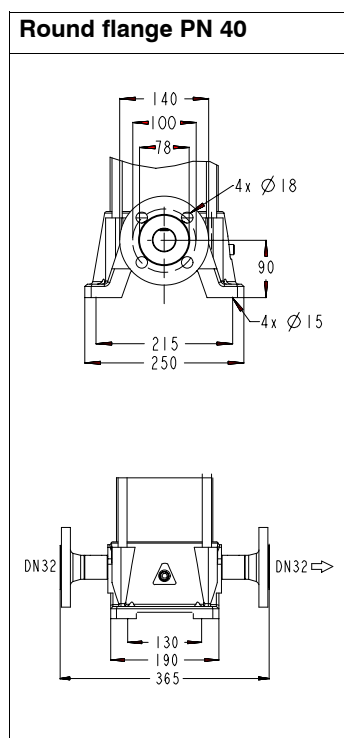
Dimension Tables
Movitec LHS 6 3500 1/min



LHS 6	E1	E2	F1	F2
No. of stages				
8	233	162	539	896
10	315	206	629	1131
12	315	206	688	1190
14	315	206	748	1250

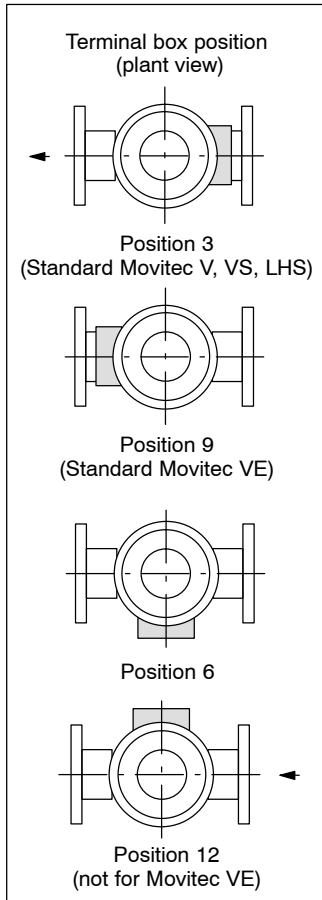
Dimensions in mm

Flange Variants

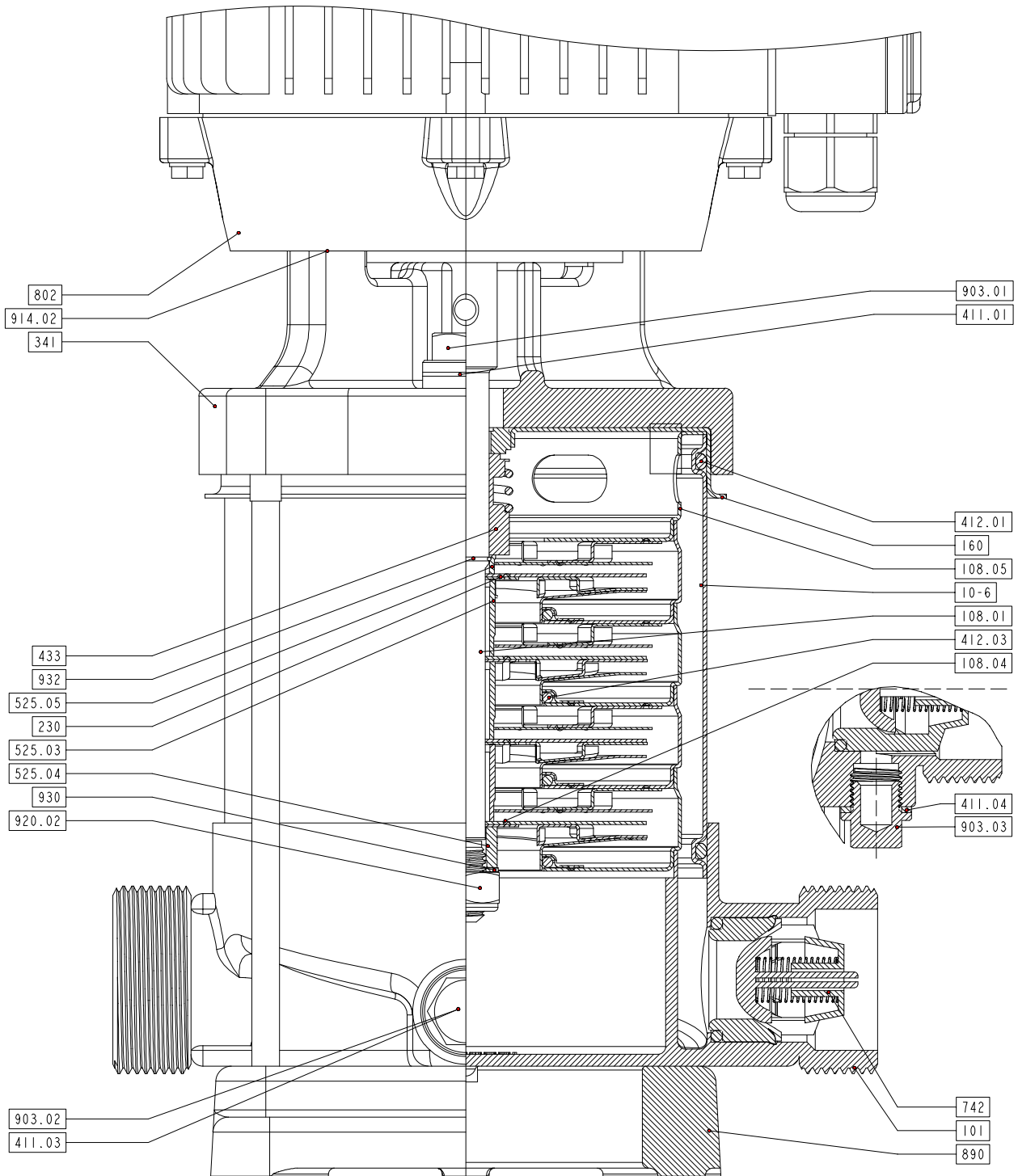


Terminal Box Position for all pump sizes see page 57

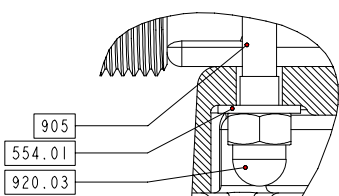
Terminal Box Position for all Pump Sizes



Sectional Drawing
Movitec VE 2, 4



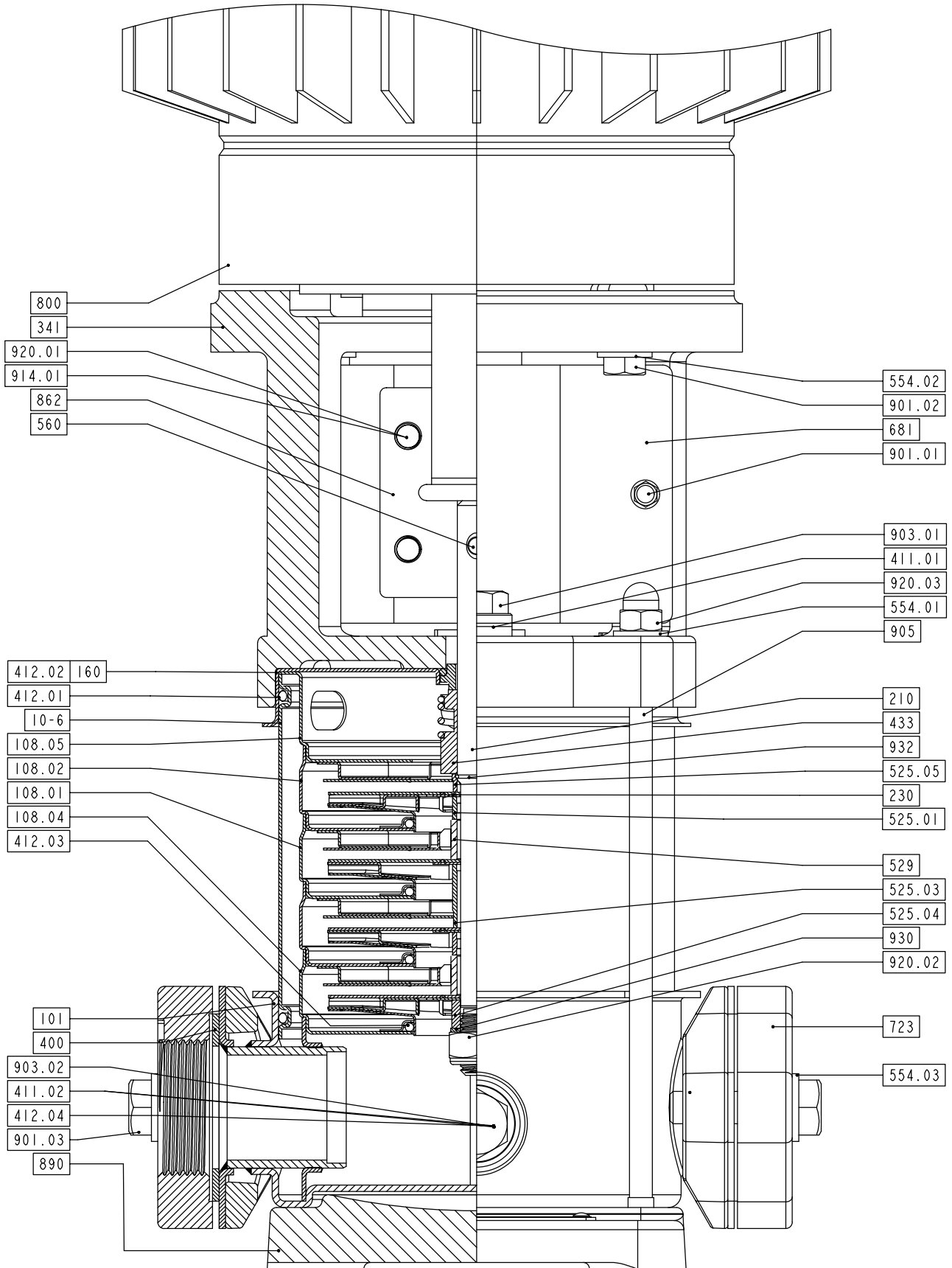
20030219-B



Part No. Description

10-6	Pump shroud
101	Pump casing
108.01	Stage casing
108.04	Stage casing, bottom
108.05	Stage casing, upper
160	Cover
230	Impeller
341	Motor stool
411.01	Joint ring
411.03	Joint ring
411.04	Joint ring
412.01	O-ring
412.03	O-ring
433	Mechanical seal
525.03	Spacer sleeve, long
525.04	Spacer sleeve, end
525.05	Spacer sleeve, seal
554.01	Washer
742	Non-return valve
802	Motor for close coupling
890	Baseplate, cast
903.01	Screwed plug
903.02	Screwed plug
903.03	Screwed plug
905	Tie bolt
914.02	Hexagon socket head cap screw
920.02	Nut lock with non metallic insert
920.03	Nut
930	Safety device nord-lock
932	Circlip

Sectional Drawing
Movitec V 2, 4, 10, 14, 18

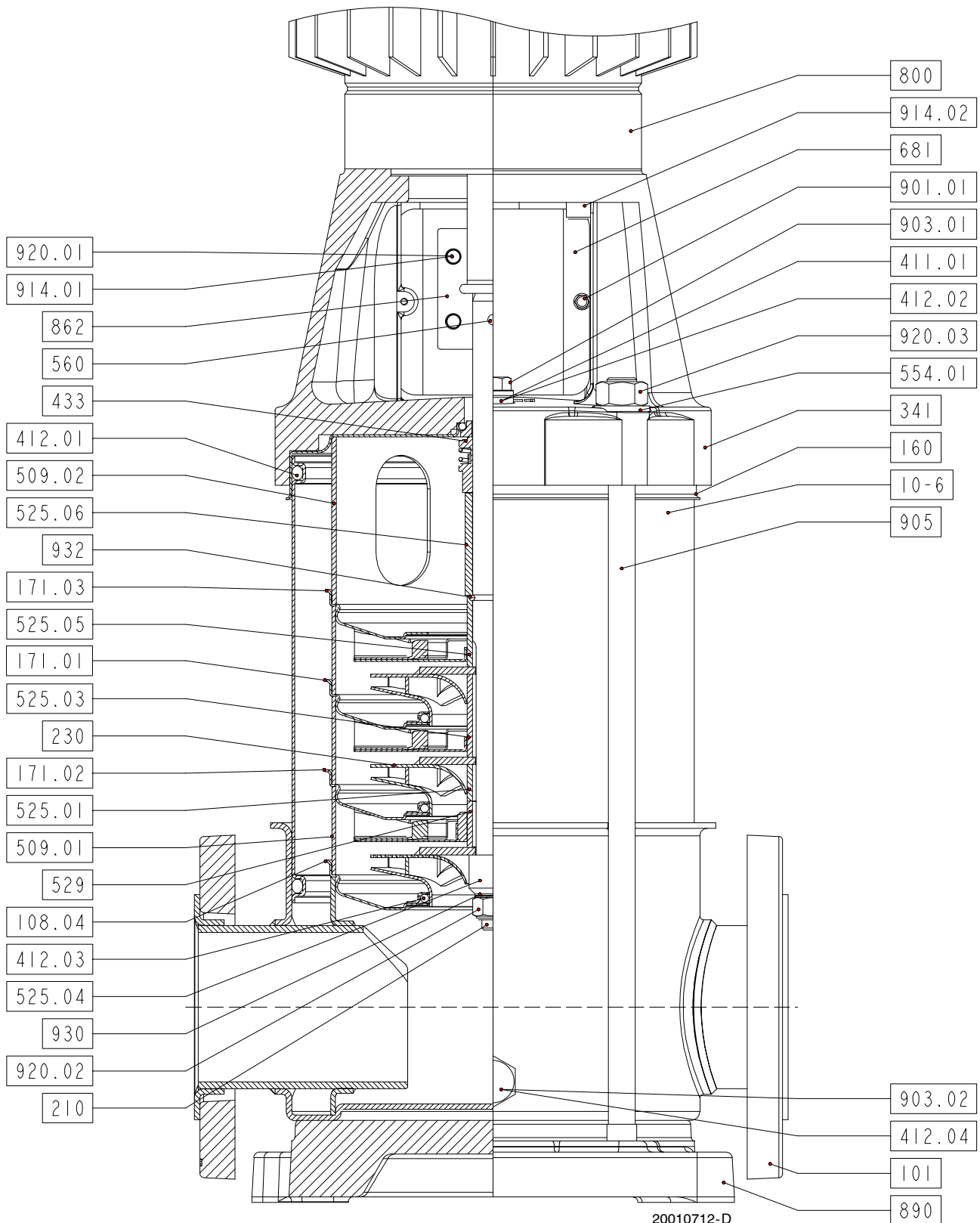


95000589-F

Part No. Description

10-6	Pump shroud
101	Pump casing
108.01	Stage casing
108.02	Stage casing, with ceramic bearing
108.04	Stage casing, bottom
108.05	Stage casing, upper
160	Cover
210	Shaft
230	Impeller
341	Motor stool
400	Gasket, oval
411.01	Joint ring
411.02	Joint ring EPDM
412.01	O-ring
412.02	O-ring
412.03	O-ring
412.04	O-ring
433	Mechanical seal
525.01	Spacer sleeve, short
525.03	Spacer sleeve, long
525.04	Spacer sleeve, end
525.05	Spacer sleeve, seal
529	Bearing sleeve
554.01	Washer
554.02	Washer
554.03	Washer
560	Pin
681	Coupling guard
723	Flange, oval
800	Motor ($\geq 5,5$ kW 801 Flange motor)
862	Coupling shell
890	Baseplate, cast
901.01	Hexagon head bolt
901.02	Hexagon head bolt
901.03	Hexagon head bolt
903.01	Screwed plug
903.02	Screwed plug
905	Tie bolt
914.01	Hexagon socket head cap screw
920.01	Nut
920.02	Nut lock, with non metallic insert
920.03	Nut
930	Safety device, nord-lock
932	Circlip (1/1)

Sectional Drawing
Movitec VF 24, 32, 45

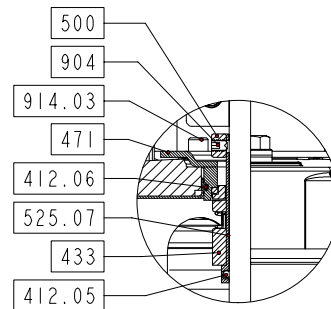


20010712-D

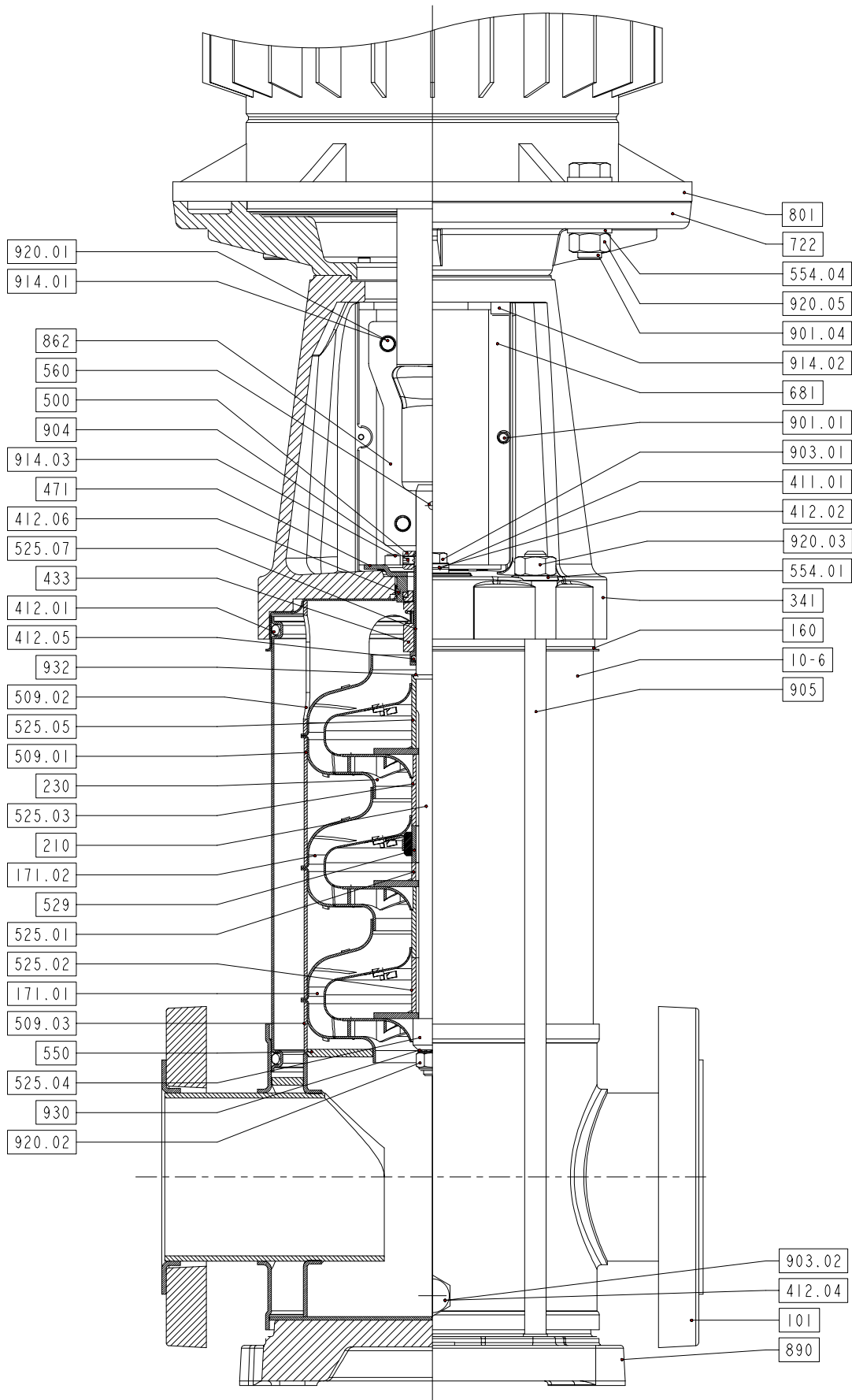
Part No. Description

10-6	Pump shroud
101	Pump casing
108.04	Stage casing, bottom
160	Cover
171.01	Diffuser
171.02	Diffuser, with ceramic bearing
171.03	Diffuser, upper
210	Shaft
230	Impeller (for Movitec VF 24 and 32)
230.01	Impeller (for Movitec VF 45)
230.02	Impeller, half head (for Movitec VF 45)
341	Motor stool
411.01	Joint ring
412.01	O-ring
412.02	O-ring
412.03	O-ring
412.04	O-ring
412.05	O-ring
412.06	O-ring
433	Mechanical seal
471	Seal cover
500	Ring, cartridge
509.01	Intermediate ring
509.02	Intermediate ring, upper
525.01	Spacer sleeve, short
525.03	Spacer sleeve, long
525.04	Spacer sleeve, end
525.05	Spacer sleeve, seal
525.06	Spacer sleeve, seal extention
525.07	Spacer sleeve, cartridge
529	Bearing sleeve
554.01	Washer
560	Pin
681	Coupling guard
800	Motor ($\geq 5,5$ kW 801 Flange motor)
862	Coupling shell
890	Baseplate, cast
901.01	Hexagon head bolt
903.01	Screwed plug
903.02	Screwed plug
904	Grub screw
905	Tie bolt
914.01	Hexagon socket head cap screw
914.02	Hexagon socket head cap screw
914.03	Hexagon socket head cap screw
920.01	Nut
920.02	Nut, lock with non metallic insert
920.03	Nut
930	Safety device, nord-lock
932	Circlip (1/2)

Detail cartridge seal



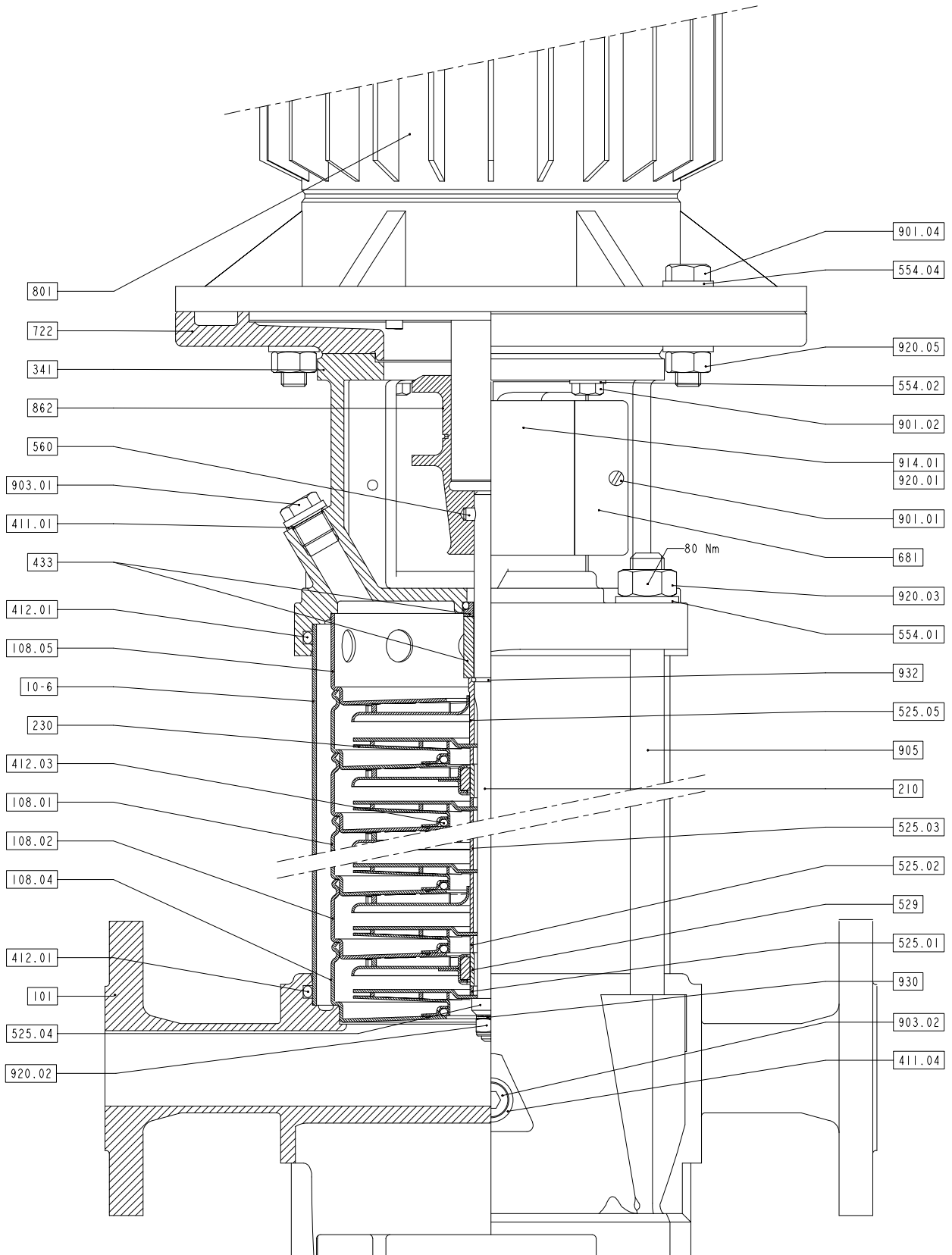
Sectional Drawing
Movitec VF 65



20010752-E

Part No.	Description
10-6	Pump shroud
101	Pump casing
160	Cover
171.01	Diffuser
171.02	Diffuser, with ceramic bearing
210	Shaft
230	Impeller
341	Motor stool
411.01	Joint ring
412.01	O-ring
412.02	O-ring
412.04	O-ring
412.05	O-ring
412.06	O-ring
433	Mechanical seal
471	Seal cover
500	RingCartridge
509.01	Intermediate ring
509.02	Intermediate ring, upper
509.03	Intermediate ring, lower
525.01	Spacer sleeve, short
525.02	Spacer sleeve, middle
525.03	Spacer sleeve, long
525.04	Spacer sleeve, end
525.05	Spacer sleeve, seal
525.07	Spacer sleeve, cartridge
529	Bearing sleeve
550	Disc Bottom
554.01	Washer
554.04	Washer
560	Pin
681	Coupling guard
722	Tap piece, flanged
801	Flange motor
862	Coupling shell
890	Baseplate, cast
901.01	Hexagon head bolt
901.04	Hexagon head bolt
903.01	Screwed plug
903.02	Screwed plug
904	Grub screw
905	Tie bolt
914.01	Hexagon socket head cap screw
914.02	Hexagon socket head cap screw
914.03	Hexagon socket head cap screw
920.01	Nut
920.02	Nut lock with non metallic insert
920.03	Nut
920.05	Nut
930	Safety device, nord-lock
932	Circlip (1/2)

Sectional Drawing
Movitec LHS 6



20030238-B

Part No. Description

10-6	Pump shroud
101	Pump casing
108.01	Stage casing
108.02	Stage casing with ceramic bearing
108.04	Stage casing, bottom
108.05	Stage casing, upper
210	Shaft
230	Impeller
341	Motor stool
411.01	Joint ring
411.04	Joint ring
412.01	O-ring
412.03	O-ring
433	Mechanical seal
525.01	Spacer sleeve, short
525.02	Spacer sleeve, middle
525.03	Spacer sleeve, long
525.04	Spacer sleeve, end
525.05	Spacer sleeve, seal
529	Bearing sleeve
554.01	Washer
554.02	Washer
554.04	Washer
560	Pin
681	Coupling guard
722	Tap piece, flanged
801	Motor
862	Coupling shell
901.01	Hexagon head bolt
901.02	Hexagon head bolt
901.04	Hexagon head bolt
903.01	Screwed plug
903.02	Screwed plug
905	Tie bolt
914.01	Hexagon socket head cap screw
920.01	Nut
920.02	Nut lock with non metallic insert
920.03	Nut
920.05	Nut
930	Safety device nord-lock
932	Circlip

